

# SANTA BARBARA POLICE DEPARTMENT

## Mission Strategies

Arrests – Felony & Misd  
 DUI Citations & Arrests  
 Traffic Citations  
 Traffic Stops  
 On-view CFS – activity  
 FI/SC other than RB  
 Narcan Deployment

### REDUCE HARM

### FELT PRESENCE

Foot Patrols  
 Bike Patrols  
 Directed Patrols  
 VIP Deployments  
 UAS Deployments  
 Focus Area - activity



Engagement - activity  
 Community Contacts  
 Business Contacts  
 Govt agency (city etc.) Contacts  
 Presentations / Outreach  
 Parking Citations  
 Co-Response Deployment  
 Co-Response Mental Health Follow-ups

### RELATIONSHIP BUILDING & QUALITY OF LIFE

### SERVICE


CFS Total  
 CSI Total  
 Reports  
 Follow-ups assigned / worked  
 Criminal Investigations Closed  
 Co-Response / Mental Health assist  
 Traffic Collision Reports


# SANTA BARBARA POLICE DEPARTMENT

## Mission Strategies


Q1-2024  
JANUARY - MARCH

12%   
Decrease in total violent crime Q1 23-24  
123 to 108

8%   
Decrease in total property crime Q1 23-24  
408 to 375

43%   
DUI arrests Q1 23-24  
49 to 70

  
Slight increase in stolen vehicles Q1 23-24  
42 to 55

  
336  
CO-RESPONSE  
CFS


24  
Presentations  
Engage./Outreach


42%   
Parking Citations Q1 23-24  
7282 to 10308

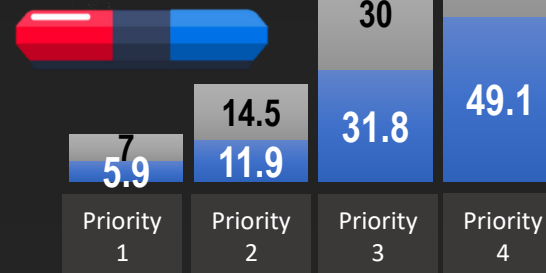
### RELATIONSHIP BUILDING & QUALITY OF LIFE

### REDUCE HARM

### FELT PRESENCE

46%   
Focus Area Directed Patrols Q1 23-24  
1231 - 1805

  
4003  
VIP  
HOURS



### SERVICE

10%   
Calls for Service Priority 3 Q1 23-24  
865 - 906 - 984

1092  
Reports  
609 Criminal Inv. Closed