



## Santa Barbara Airport Passenger Count March 2022 vs March 2021

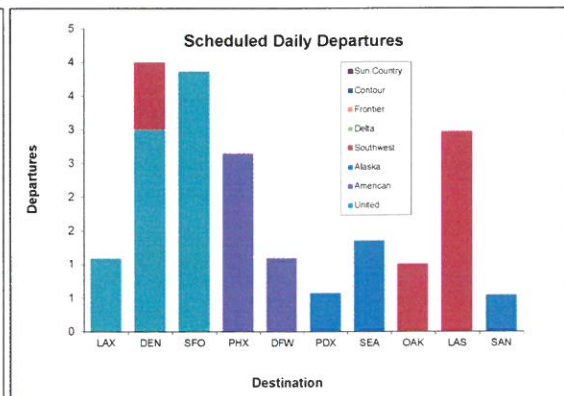
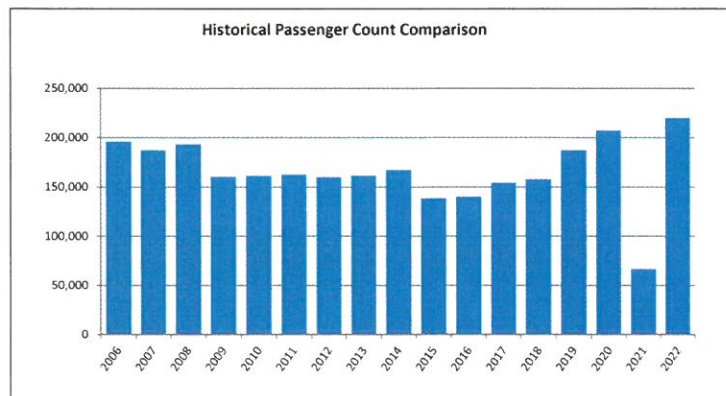
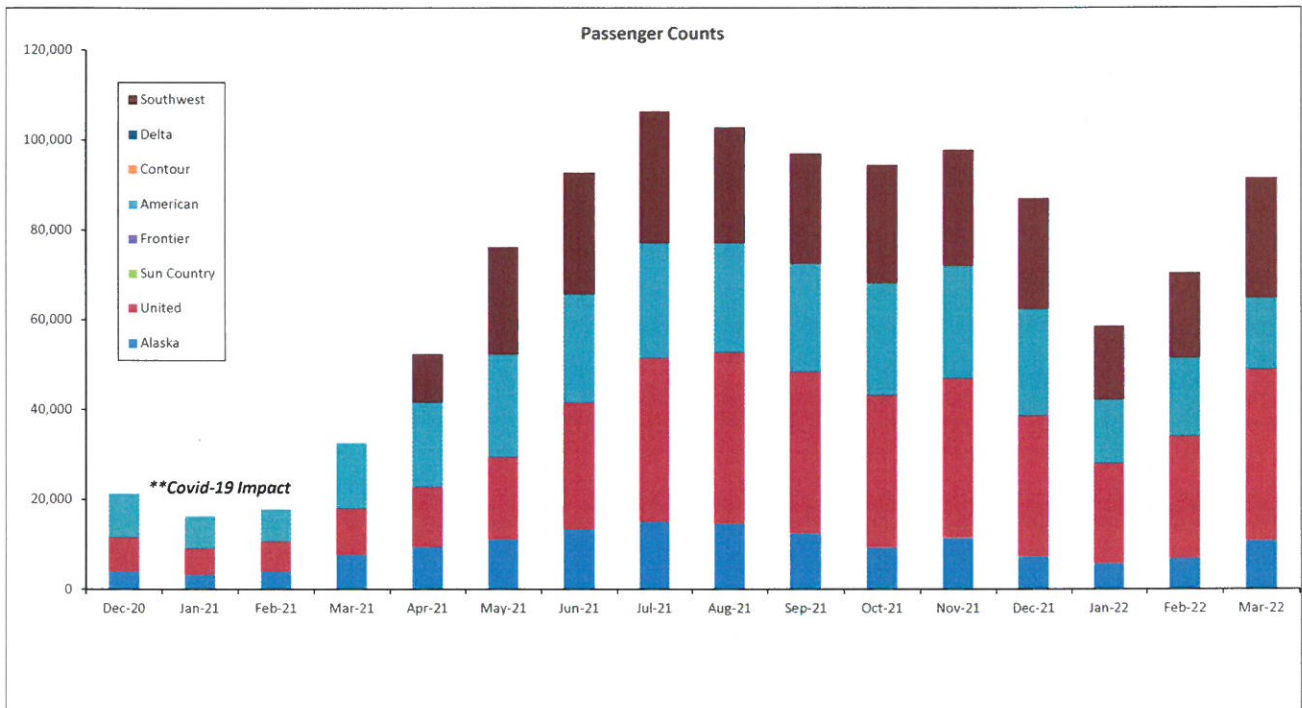
\* Covid-19 Impact

<b>Airport Passenger Count</b>					
<b>March 2022</b>					
Date	Airline	Deplane	Enplane	Total	
<b>March-22</b>	American	7716	8094	<b>15810</b>	
March-21	American	7179	7334	14513	8.94%
<b>March-22</b>	Skywest/United	18969	19078	<b>38047</b>	
March-21	Skywest/United	5246	5110	10356	267.39%
<b>March-22</b>	Alaska	5408	5408	<b>10816</b>	
March-21	Alaska	3902	3801	7703	40.41%
<b>March-22</b>	Southwest	13248	13546	<b>26794</b>	
March-21	Southwest	0	0	0	100.00%
<b>March-22</b>	Total	45341	46126	<b>91467</b>	
March-21	Total	16327	16245	32572	180.81%

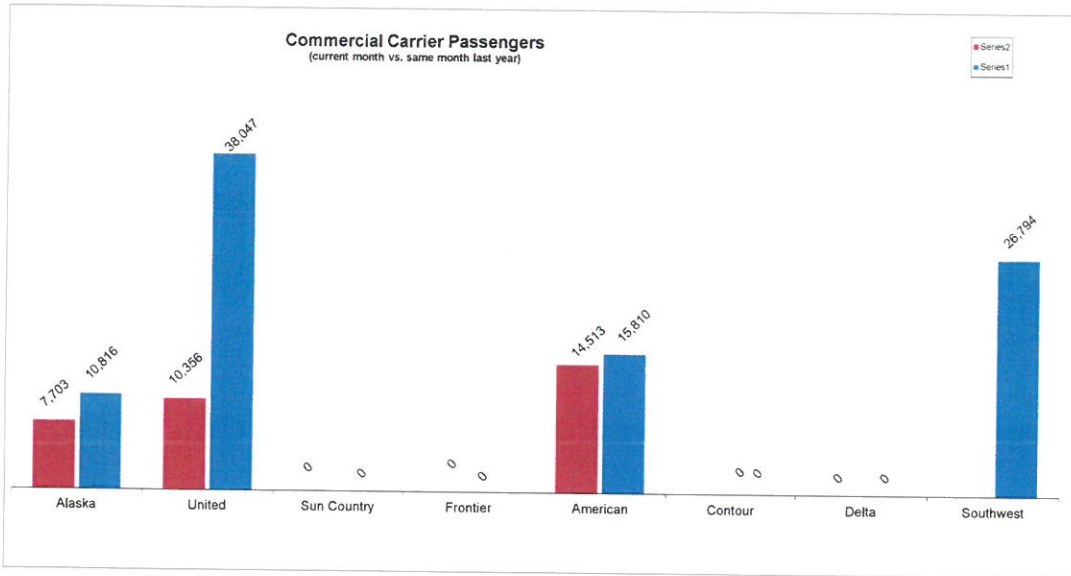
## SANTA BARBARA AIRPORT PASSENGER COUNT 2022 March

Date	Delta	Alaska	United	Southwest	Sun Country	Frontier	American	Contour	Monthly Total	Prior Year Month Total	M-T-M % Change	Current Y-T-D	Prior Y-T-D	Y-T-Y % Change
Jan '22	0	5,688	22,241	16,375	0	0	14,159	0	58,463	16,349	257.6%	58,463	16,349	257.6%
Feb '22	0	6,920	27,072	18,953	0	0	17,378	0	70,323	17,783	295.5%	128,786	34,132	277.3%
Mar '22	0	10,816	38,047	26,794	0	0	15,810	0	91,467	32,572	180.8%	220,253	66,704	230.2%
Apr '22	0	0	0	0	0	0	0	0	0	41,570	na	0	108,274	na
May '22	0	0	0	0	0	0	0	0	0	52,250	na	0	160,524	na
Jun '22	0	0	0	0	0	0	0	0	0	65,669	na	0	226,193	na
Jul '22	0	0	0	0	0	0	0	0	0	77,085	na	0	303,278	na
Aug '22	0	0	0	0	0	0	0	0	0	77,111	na	0	380,389	na
Sep '22	0	0	0	0	0	0	0	0	0	72,493	na	0	452,882	na
Oct '22	0	0	0	0	0	0	0	0	0	68,086	na	0	520,968	na
Nov '22	0	0	0	0	0	0	0	0	0	71,974	na	0	592,942	na
Dec '22	0	0	0	0	0	0	0	0	0	62,327	na	0	655,269	na
	0	23,424	87,360	62,122	0	0	47,347	0	220,253					

*Legend for Chart:* M-T-M = Comparison with same month last year. Y-T-D = Year-To-Date Y-T-Y = Year-To-Year

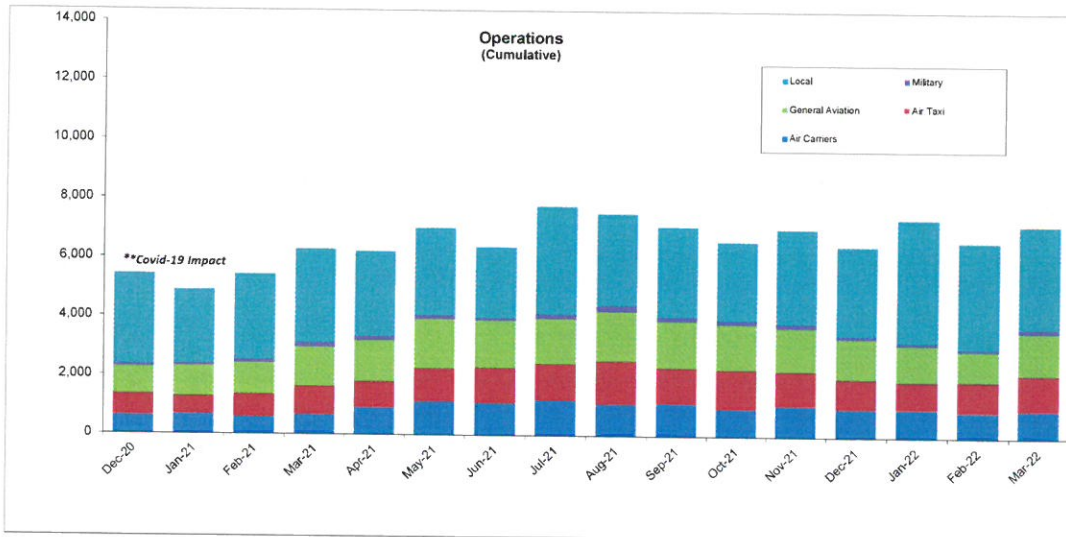


March Total Departures 19



### Percentage Change (current month vs. same month last year)

Alaska	40%
United	267%
Sun Country	NA
Frontier	NA
American	9%
Contour	NA
Delta	NA
Southwest	NA



### Operations Percentage Change (current month vs. same month last year)

Local	10%
Military	-9%
General Aviation	8%
Air Taxi	26%
Air Carrier	40%
<b>Total</b>	<b>14%</b>

