



# Creating High Use Alerts in WaterSmart if you Have an Irrigation System

If you have an automatic irrigation system (sprinklers, drip, etc.) the standard “High Use Notifications” of 2x, 3x, etc. will over-notify you, typically every time you water. This is because watering days often have more than double the water use as a non-watering day. We have found this tailored approach to work better for customers with irrigation systems:

## How to Choose the Right Threshold for Your Property

1. First, let’s determine the total gallons of your typical watering day in summer.
2. Click on the “Track” tab at the top of the WaterSmart portal.



City of Santa Barbara WaterSmart Portal

Home

Billing

Track

Take Action

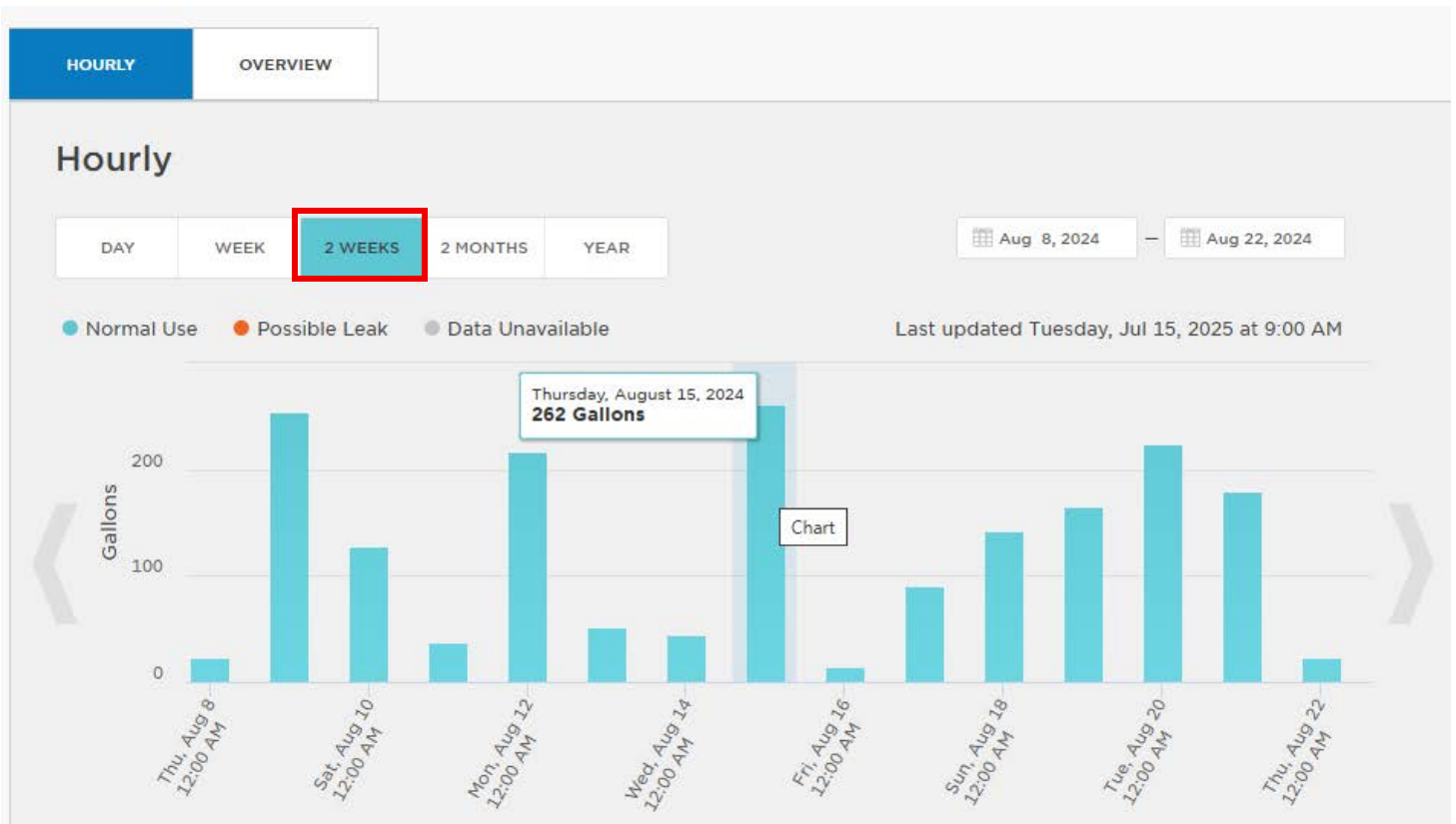
Services & Forms

Settings

SERVICE ADDRESS

ACCOUNT NUMBER

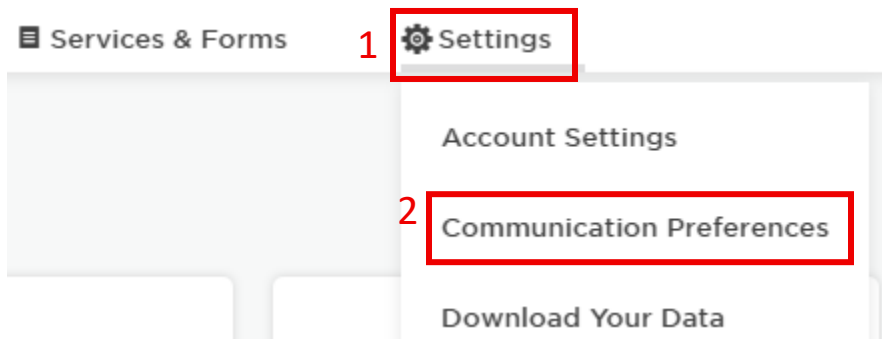
3. Choose “2 Weeks” to see your daily water use for the past two weeks.



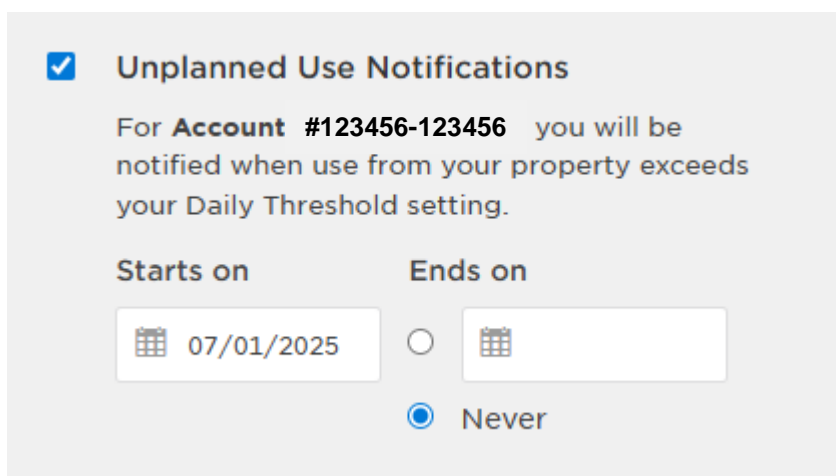
4. If you are looking at your water use when your irrigation system is *not* turned on (i.e. in winter), look back at the previous summer water use weeks to find your highest day. You can click around to explore the daily gallons based on the month, year, etc. using the arrows to the sides of the graph and the tabs above.
5. In this example, the highest day of water use was 262 gallons. Note that this is August water use.
6. Write down the number of your typical high water use day (262 gallons in this case) and proceed to the steps below.

## How to Update Your Alerts

7. Click on the "Settings" tab at the top of the WaterSmart portal and select "Communication Preferences"



8. Scroll down to the "Unplanned Use Notifications" section and check the box

A screenshot of the 'Unplanned Use Notifications' section in the WaterSmart portal. At the top, there is a checkbox labeled 'Unplanned Use Notifications' which is checked. Below the checkbox, there is a text block that reads: 'For Account #123456-123456 you will be notified when use from your property exceeds your Daily Threshold setting.' Below this text, there are two columns: 'Starts on' and 'Ends on'. Under 'Starts on', there is a date picker showing '07/01/2025'. Under 'Ends on', there is a radio button selected, labeled 'Never'.

9. The start date is automatically the current day - you can change that if needed.
10. Select "Never" for the end date.

11. Now it is time to set the daily threshold based on your highest watering day. If, in our example, the highest watering day is 262 gallons, we recommend a buffer of about 50-100 gallons in addition to the highest watering day gallons to accommodate other minor changes in water use. In this example, the daily threshold is set for 350 gallons.

☒ **Unplanned Use Notifications**

For **Account #123456-123456** you will be notified when use from your property exceeds your Daily Threshold setting.

**Starts on**  **Ends on**  ☒ **Never**

**Daily Threshold (Gallons)**

**Example**

☐ Email  
☒ **Text Message**  
☐ Voice Message

12. Next, select your preferred communication method(s): email, text message, or recorded voice message.

☒ **Unplanned Use Notifications**

For **Account #123456-123456** you will be notified when use from your property exceeds your Daily Threshold setting.

**Starts on**  **Ends on**  ☒ **Never**

**Daily Threshold (Gallons)**

☐ Email  
☒ **Text Message**  
☐ Voice Message

13. If you originally subscribed to the High Use Notifications section of 2x, 3x, etc. and were getting too many notifications, uncheck that box.

☐ **High Use Notifications**

**Uncheck box** You will be notified when your daily use is over **2X** times your normal seasonal use.

Please reach out to our Water Conservation team if you would like more assistance with changing or creating your alerts, we are happy to help. Call (805) 564-5460 or email [ami@santabarbaraca.gov](mailto:ami@santabarbaraca.gov).