

TOGETHER



TO ZERO

REACHING CARBON NEUTRALITY
IN THE CITY OF SANTA BARBARA



TOGETHER TO ZERO
Santa Barbara
JUNTOS A CERO



City of Santa Barbara
**SUSTAINABILITY
& RESILIENCE
DEPARTMENT**

TABLE OF CONTENTS

Introduction and Background

A Letter to the Community	1
Definitions	2-3
What is the Together to Zero Initiative?	4
Building on a Strong Foundation	5
What the City of Santa Barbara Has Already Accomplished	
Santa Barbara's Emission Sources	6

Together To Zero Strategies for GHG Emissions Reduction

About the Plan	8-10
----------------------	------

Building Energy Use

Background	11
High Impact Actions	12-13
Priority Actions: the next two years	14-18

Transportation

Background	19
High Impact Actions	20-21
Priority Actions: the next two years	22-26

Waste, Water, Wastewater

Background	27
High Impact Actions	28-29
Priority Actions: the next two years	30-32

Carbon Sequestration

Background	33
High Impact Actions	34-35
Priority Actions: the next two years	36-39

Community Potential

Background	40
High Impact Actions	41-42
Priority Actions: the next two years	43-46

Moonshot Initiatives	47
----------------------------	----

Next Steps	49-50
------------------	-------

Acknowledgements	51
------------------------	----

A Letter to the Community

from the Santa Barbara City Council

Dear Santa Barbara,

As members of the Santa Barbara City Council, we are committed to creating a sustainable and resilient community for all. Our goal of reaching carbon neutrality by 2035 is a critical step towards achieving that vision. We know that the road ahead will not be easy, but we are up for the challenge. We believe that together, we can build a future that is equitable, prosperous, and sustainable.

By working towards carbon neutrality, we are not only reducing our impact on the environment, but also investing in a better future for generations to come. We are creating new opportunities for innovation, job creation, and resilience that will strengthen our local economy by promoting renewable energy and sustainable practices. We are pursuing a resilient and healthy community for all residents.

The task before us is not just about reducing emissions. It is about setting the cornerstones for a resilient, prosperous, and sustainable community that is rooted in social, economic, and environmental justice. It is about creating a community that can evolve with and adapt to our changing climate.

We are excited about the opportunities that lie ahead, and we hope that you will join us in this critical work. We encourage you to get involved, to share your ideas, and to help us build a more sustainable and resilient Santa Barbara.

Together, we can create a future that we can all be proud of.

Sincerely,



Definitions

Building Performance Standard – Policies that require commercial or multi-family buildings to meet certain performance levels for energy use or GHG emissions.

Carbon Neutrality – Any CO₂ released into the atmosphere from an entity (building, City, company) is balanced by an equivalent amount being removed.

Carbon Sequestration – The capturing, removal, and storage of carbon dioxide (CO₂) from the earth's atmosphere through either biological, chemical, or mechanical processes.

Circular Economy – A model of production and consumption, which involves sharing, leasing, reusing, repairing, refurbishing, and recycling existing materials and products as long as possible.

Climate Adaptation – Taking action to prepare for and adjust to the current and projected impacts of climate change, such as sea level rise and increased storm intensity, in order to avoid or moderate harm.

Community Choice Aggregator (CCA) – Also known as municipal aggregation, CCAs allow local governments to procure power on behalf of their residents and businesses, providing more local control over electricity sources, more green power than offered by the default utility, and/or lower electricity prices.

Decarbonization (Decarbonize) – Reduction of carbon dioxide emissions through either the use of low- or no-carbon power sources (e.g. solar, hydroelectric power, wind) or by completely forgoing consumption (e.g. riding a bike).

Demand Response – Programs that ask consumers to reduce or shift their energy usage during periods of peak demand, either voluntarily or in exchange for compensation.

Direct Installation – Programs that offer the installation of energy efficiency measures to reduce energy use for no or little up-front cost. Costs are recouped by installation service either through on-bill financing or demand response.

Distributed Energy Resources – Small scale energy sources, usually situated near the site where electricity is used (e.g. rooftop solar panels).

Electrification – Converting appliances and transportation modes to all-electric versions.

Energy Assurance – Assessing risk and planning for natural disasters or disruptions to the energy grid in order to ensure reliable power supply.

Feed-In-Tariff – Policy designed to support the development of renewable energy sources by providing a guaranteed, above-market price for producers.

Greenhouse Gas – A gas that contributes to the greenhouse effect by absorbing infrared radiation and trapping heat in the atmosphere (e.g., carbon dioxide, methane, and chlorofluorocarbons).

Definitions

Greenhouse Gas Emissions (GHG) – Emissions of carbon dioxide, methane, nitrous oxide, or chlorofluorocarbons.

Library of Things – A collection of items you might not expect to find at a library, like museum passes, induction cooktops, microscopes, guitars, and more. Most of these items check out for three weeks, although some check out for only one week. Available at Santa Barbara’s Central Library.

Micro Transit – Shared transportation service that typically operates with smaller vehicles, such as vans or mini-buses, and offers flexible routes and schedules. Usually on-demand or shorter, fixed routes.

Microgrid – Small-scale power grid coupled with generation sources (e.g. solar) that can operate independently or collaboratively with the larger power grid.

Mode Shift – To change from one form of transportation to another, usually from a vehicle trip to a more sustainable mode such as e-bike or bus.

MTe – Metric tons equivalent for carbon dioxide (or other GHG). Generally used as unit of measurement to quantify the global warming potential of one unit of carbon dioxide, CO₂.

Off-Road Equipment – Construction and landscaping equipment and off-road vehicles (e.g. leaf blowers, lawn mowers, ATVs).

Resilience Hub – Community-serving facility designed to support residents and coordinate resource distribution and services before, during, or after a natural hazard event.

ReSource Center – The County-run facility that takes, sorts, and harvests resources from the commercial and residential waste streams and ultimately stores remaining waste.

Santa Barbara Clean Energy (SBCE) – The City of Santa Barbara’s locally controlled electricity provider. SBCE is a community choice aggregator.

Under Resourced Community – Low-income area, typically with a higher population density and poverty level. Under resourced communities often have limited access to community amenities such as high-quality schools, grocery stores, parks, health care facilities, or public transportation. (Defined in California as community identified pursuant to Section 39711 of the Health and Safety Code, subdivision (d) of Section 39713 of the Health and Safety Code, or subdivision (g) of Section 75005).

Zero Emission Vehicle – An electric vehicle or hydrogen fuel cell vehicle that does not emit tailpipe emissions.

Zero Emission Vehicle Acquisition Policy – An internal policy prioritizing zero emission vehicle purchases for all City fleet vehicle replacements or purchases.



TOGETHER TO ZERO

Santa Barbara

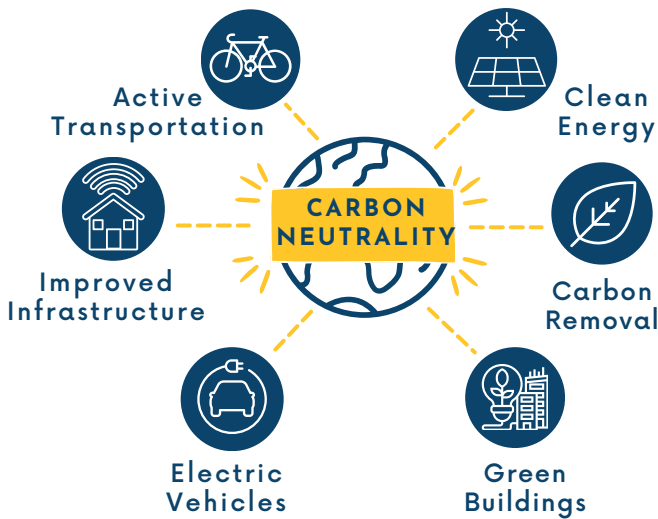
JUNTOS A CERO

Welcome to the Together to Zero initiative, a community-wide effort to achieve carbon neutrality by 2035.

Together to Zero is a call to action for all members of our community to take steps towards reducing our carbon footprint and protecting our environment. We are all part of the solution. With your help, Santa Barbara will continue its legacy of environmental and climate leadership and provide replicable examples for others to follow.

The City is aiming to be Carbon Neutral by 2035!

Here's what it will take:




We hope that all individuals, businesses, and organizations commit to reducing their carbon emissions and support initiatives that promote sustainable practices. This might include investment in renewable energy sources like solar power, choosing sustainable transportation options like electric vehicles, transitioning to energy efficient and all-electric buildings and public transit, and increased conservation of water and other resources.

We believe that achieving carbon neutrality is not just about reducing our impact on the environment. It's also about creating a more equitable and just community for all residents, and building resilient communities through programs and infrastructure to overcome the challenges of climate change.

What is Climate Change?

Greenhouse gases (GHG) trap radiation from leaving Earth's atmosphere. Burning fossil fuels and other human activities release GHG, causing Earth's temperature to warm. This results in rising sea levels, changes in weather patterns, and climate conditions that can make life as we know it more difficult.



Climate Change impacts your family's health and future.

Climate Change increases the severity and frequency of natural disasters and extreme weather events.



Drought



Flooding and debris flows



Wildfires



Sea level rise

Building on a Strong Foundation

The City of Santa Barbara is not starting from scratch on its quest for carbon neutrality. Many policies, programs, and projects have been implemented that have set the Santa Barbara community up for success. Below are just a few examples of recent efforts that this plan uses as catalysts for real, transformative change. Many of these efforts are found in our full list of strategies under the "Foundational" classification in the Technical Appendix.



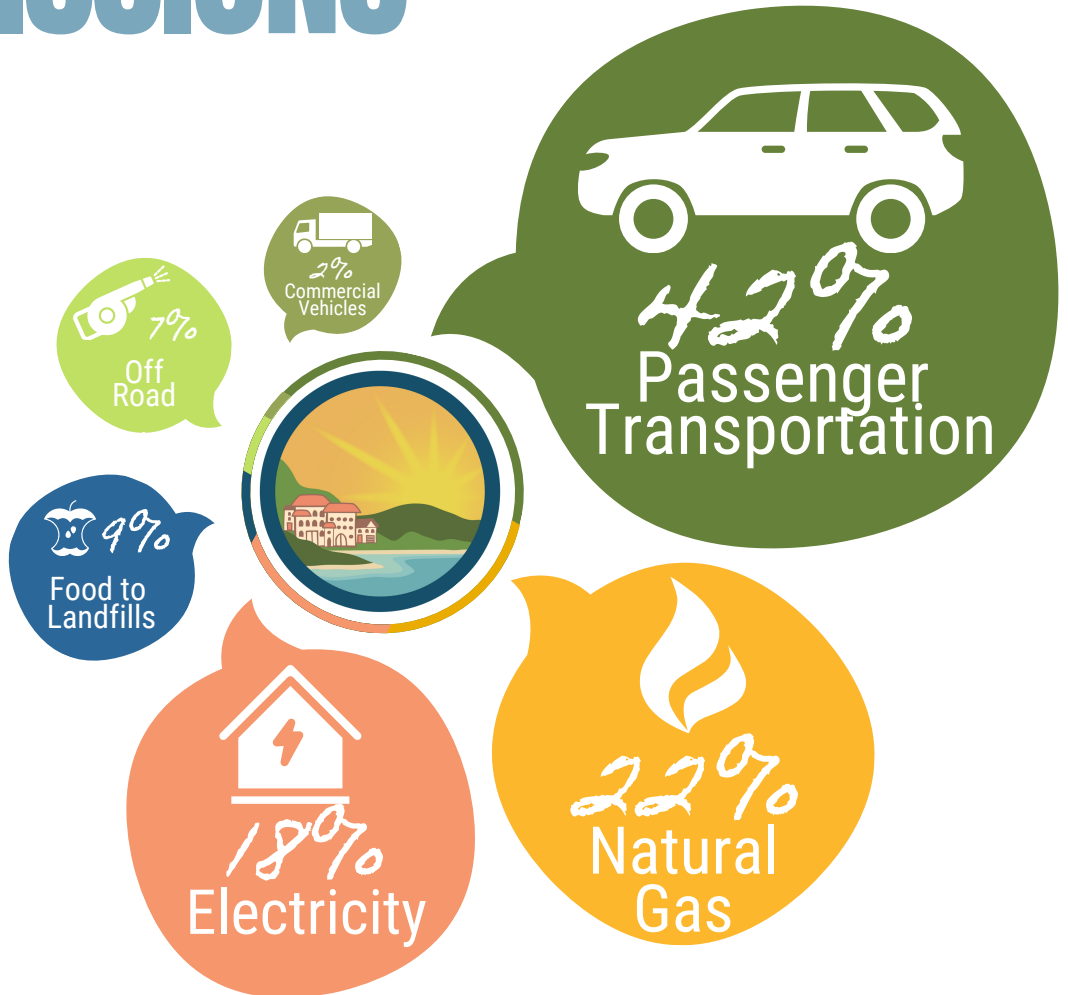
WHERE DO SANTA BARBARA'S GHG EMISSIONS COME FROM?

This data covers Santa Barbara's emissions from 2019 (the year of the most recent inventory data). Emissions from the electricity sector have mostly been eliminated due to the launch of Santa Barbara Clean Energy in 2021.

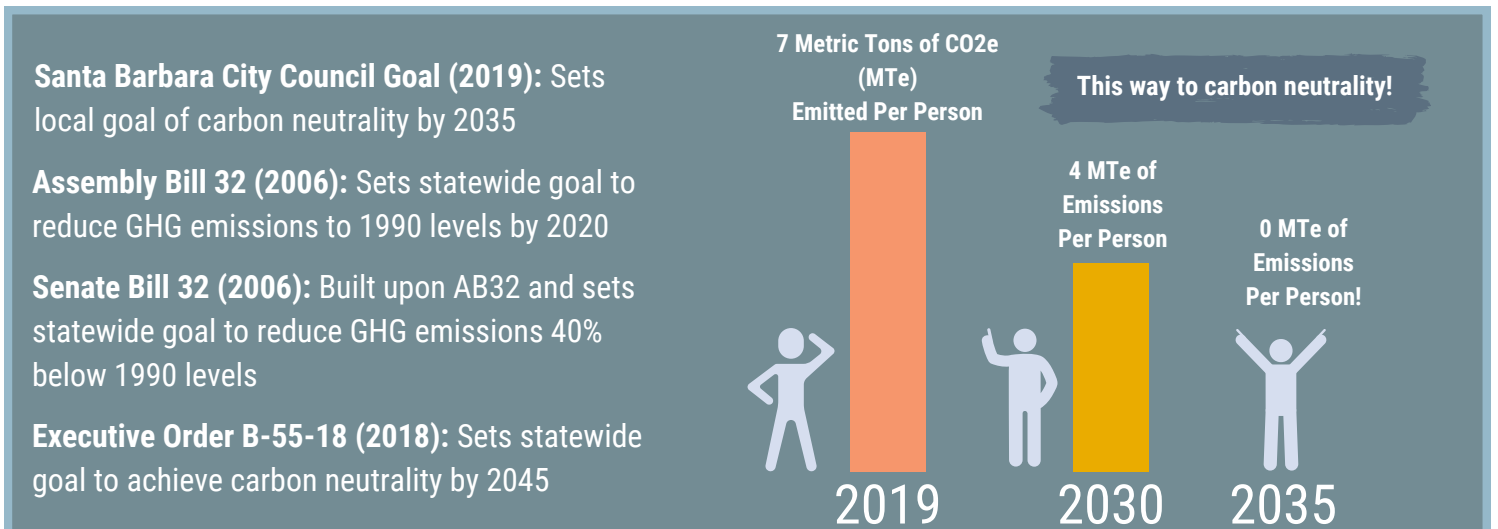
A Greenhouse gas (GHG) emissions inventory is the way that we understand and account for the sources and quantities of GHG emissions within our City.

Inventories like this are an important tool for understanding the sources and drivers of climate change so that we can develop effective strategies to reduce emissions and mitigate the impacts of climate change.

By tracking emissions over time, it is possible to identify trends and areas for improvement, set emissions reduction targets, and evaluate the success of climate policies and measures.



STATE AND LOCAL TARGETS: Santa Barbara isn't in this alone. The State has also set ambitious targets that will help propel Santa Barbara toward carbon neutrality. The most significant are highlighted below:



Santa Barbara City Council Goal (2019): Sets local goal of carbon neutrality by 2035

Assembly Bill 32 (2006): Sets statewide goal to reduce GHG emissions to 1990 levels by 2020

Senate Bill 32 (2006): Built upon AB32 and sets statewide goal to reduce GHG emissions 40% below 1990 levels

Executive Order B-55-18 (2018): Sets statewide goal to achieve carbon neutrality by 2045



TOGETHER TO ZERO

Strategies

FOR GREENHOUSE GAS EMISSIONS REDUCTION

GETTING TO ZERO

THIS PLAN IS JUST THE START

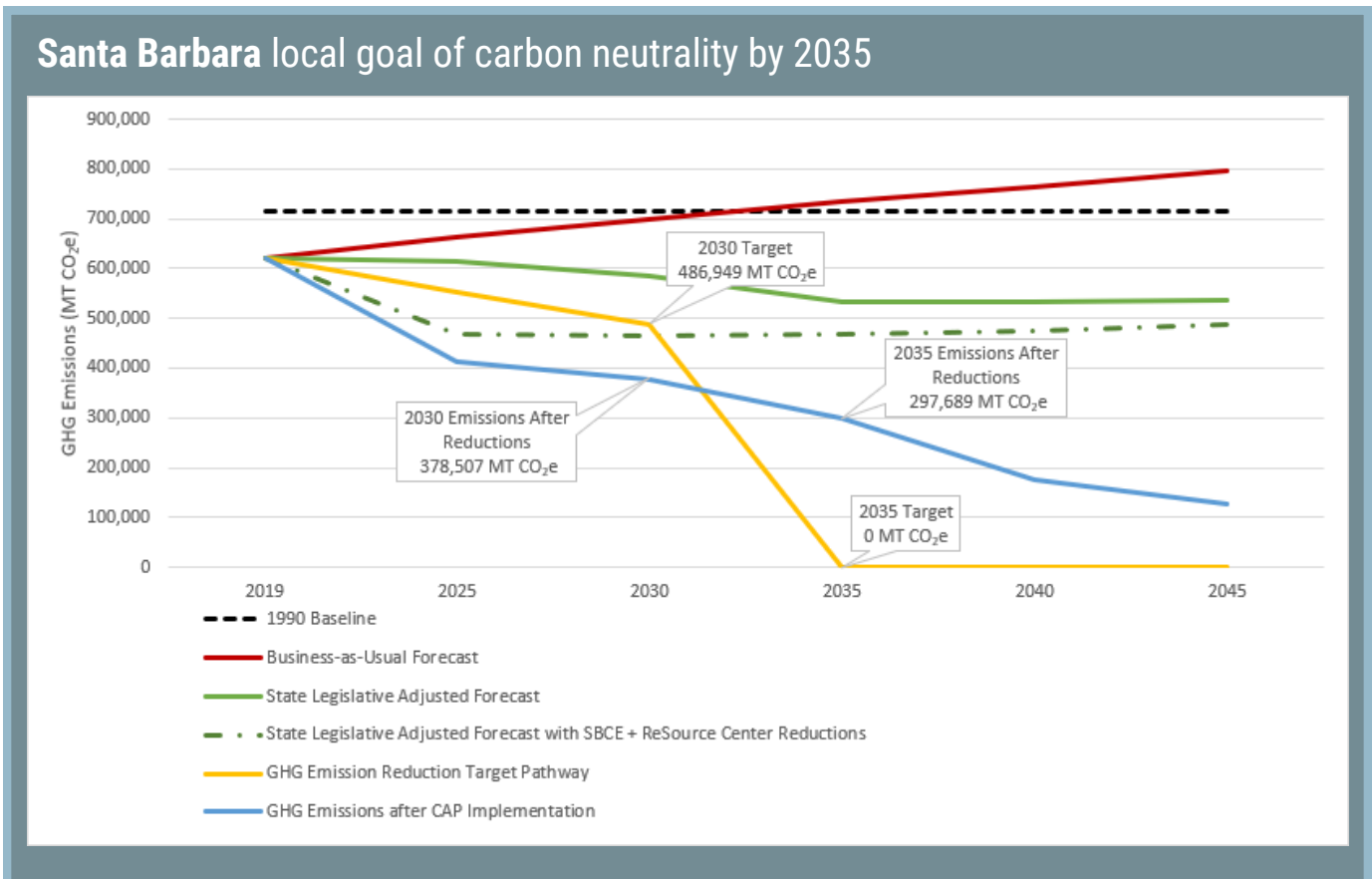
In order to get to zero we must continually measure our progress toward carbon neutrality and remain nimble in our ability to leverage new opportunities, legislative changes, and technologies as they emerge. The graph below shows the substantial jump start in reducing GHG emissions we have already achieved by launching Santa Barbara Clean Energy, which provides our community with 100% carbon free electricity, and by partnering with Santa Barbara County on the ReSource Center, which converts waste to valuable resources. Another factor is how effective broad statewide legislative actions have been and can continue to be on emissions reductions.

You can see in the graph below that while the measures in this Climate Adaptation Plan (CAP) do not get us all the way to carbon neutrality by 2035, they represent a huge start and the most ambitious and significant GHG reductions in the history of the City. This plan creates the inflection point on our journey to zero and lays the groundwork for future GHG reductions.

As we move together to zero, achieving carbon neutrality will be a complex and multifaceted challenge that involves transforming various aspects of energy generation, infrastructure, transportation, AND behavior, while also relying on the State and Federal governments to remain bold and ambitious.

“Go as far as you can see, and when you get there, you’ll be able to see further.” -Thomas Carlyle

In the pages ahead you will see we’ve broken the plan into a “10-year plan” outlining the strategies we intend undertake over the next decade given the best information we have today, and the “next two years” detailing the strategies either in process or quickly planned, for which funding and capacity currently exists. Over the next decade, these plans will evolve and adapt as we progress together to zero.



THE TEN-YEAR PLAN: HOW TO READ THIS SECTION



The stars indicate an action that will be pursued by the City in the next two years

BUILDING ENERGY USE HIGH IMPACT ACTIONS		These actions represent the most critical community climate potential strategies to implement in this plan in order to achieve our goals. Additional supportive actions are found in Appendix A.		
Measure / Action	IMPACT	READINESS	COST	
Decarbonize 50% of Municipal Buildings by 2030: 100% by 2035				
★ BE 1.1 Develop a plan to decarbonize municipal buildings, including an inventory of fossil fuel-powered equipment, replacement technologies, and short and long-term schedule for construction.	200	30	5	
★ BE 1.3 Implement the municipal building decarbonization plan to decarbonize 100% of municipal buildings by 2035.	10	30	100	
Increase solar generation & energy storage capabilities around the City				
★ BE 1.2 Develop ordinance requiring the installation of solar and/or energy storage backup power instead of diesel generators, where feasible, by 2031.	200	30	5	
★ BE 2.1 Implement all feasible microgrid projects at municipal facilities as identified by the 2017 Zero Net Energy study and reevaluate viability of additional facilities.	5	30	30	
BE 2.2 Identify barriers to installation of distributed energy resources at municipal facilities. Establish a funding plan and direct municipal efforts to source space for energy storage and microgrids.	5	30	30	
BE 7.3 Develop targeted electrical rate structures and incentives for customers, including demand response.	5	30	5	
BE 5.17 Create innovative pilots through SBCE and local partnerships to address technical, low-income, market, and policy barriers limiting progress toward the City's climate goals.	5	300	30	
BE 5.18 / 6.10 Implement direct installation and/or incentive programs that facilitate the installation of combined solar and battery energy storage system installations on buildings. Target 120 residential and 35 commercial installations by 2035.	200	30	30	
Offer incentives, programs, and incubators to innovate, reduce costs, and remove barriers				
BE 6.12 Create a residential building electrification accelerator program to increase building electrification through economic, technical, and educational support. Mechanics such as incentives, time of sale rebates, construction support, permit streamlining, and special rate design should be used. Special focus to be placed on underserved residents	5	30	100	
BE 6.11 Pilot an emergency hot water appliance loaner program to provide a free loaner natural gas hot water heaters within 24 hours of a request, with an agreement that the borrower will replace the gas powered hot water heater within 6 months with an electric heat pump water heater.	200	>	30	



Climate Action Plan strategy

High Impact Strategy Section

Design new ordinances and programs to electrify existing buildings
Complete a low-income and affordable housing electrification pilot project to provide proof of concept of all-electric buildings. Pilot will ensure no increase in energy bills due to project for participants.

Proposed action to be taken to make strategy happen

Estimated level of impact on GHG reductions

How quickly we can get to implementation

Level of investment needed to implement

Evaluating Actions

The following pages provide a brief overview of the action, estimated cost to implement, and how soon we can get started.

Climate Impact



High-Impact

Actions that result in the highest amount of GHG reductions and get the City the furthest along on the road to carbon neutrality



Medium-Impact

Provides less GHG reductions per dollar than high impact actions, but are still necessary to achieve the City's carbon neutrality goal



Low-Impact

Actions expected to result in relatively low emissions reductions, but provide co-benefits significant enough for inclusion in the plan



Supporting Action

Doesn't provide a direct reduction in GHG emissions, but is critical to implementing other actions in the plan

Readiness



Short-Term

Actions that are ready to be implemented today



Medium-Term

Actions that require more planning, study, funding, staff capacity, or other resources in order to begin



Long-Term

Actions requiring long lead times, not currently programmed in the City's workplans, or lower priority due to evaluative criteria



Ongoing

Actions that will require continuous iterations throughout the journey to carbon neutrality

Cost



No Cost

Actions that are expected to have no cost to the City or to the community



Low Cost

Actions that require relatively low upfront cost or staff time



Moderate Cost

Moderate level of costs such as for consultants, moderate infrastructure changes, retrofitting existing infrastructure, or certain low-cost programs



High Cost

Actions requiring significant investments or budget such as major infrastructure, large-scale incentive programs, or significant investment in technology

GETTING TO WORK: THE NEXT TWO YEARS

HOW TO READ THIS SECTION

BUILDING ENERGY USE Priority Strategy: BE 1.1

Develop A plan to decarbonize municipal buildings, including an inventory of fossil fuel-powered equipment, replacement technologies, and short and long-term schedule for construction.

Co-Benefits

Electrify Today to Empower Tomorrow

Building energy use accounts for 40% of emissions in Santa Barbara. The City will lead by example by creating this plan to remove energy-related greenhouse gas emissions from its buildings. The plan will provide information on project scope, cost and timeline.

Next Steps

- Conduct an equipment inventory
- Assess equipment replacement costs
- Work with City Facilities to prioritize projects
- Establish retrofit budget

Centering Equity

By undergoing the planning process, the City will identify real-world barriers to electrification, determine opportunities for overcoming those barriers and to inform future Electrification Accelerator programs.

What Can You Do?

- Swap out your gas water heater and space heater with heat pump equivalents
- Fully electrify your home
- Implement energy efficient upgrades
- Read the City's plans to be powered by renewable and reliable energy here: <https://sustainability.santabarbara.gov/energy-planning/>

Partners/ Resources

- **Lead:** City's Sustainability & Resilience Department, Energy & Climate Division
- **City Departments:**
 - Community Development
 - Public Works
- Santa Barbara Clean Energy
- Tri-County Regional Energy Network
- Inflation Reduction Act

Supportive Actions (from Appendix A)
DE 1.5; DE 4.1; DE 5.1; DE 5.2; DE 5.7; DE 5.8; DE 5.15; DE 6.1; DE 6.2; DE 6.4; DE 6.5; DE 6.6; DE 6.8; DE 6.12

14

Co-benefits refer to additional positive outcomes gained as a result of implementing the strategy.

These are the immediate next steps the City will take to implement that action.

Everyone is part of the solution. These are a few suggestions of things you can do at home or work to reduce emissions.

Equity is absolutely central to this plan. These are the ways in which we are protecting and prioritizing our under resourced community members.

We aren't in this alone. The City will work with its robust network of partners and look to leverage resources on the state and national scale in order to achieve its goals.

This lists the other strategies in the full plan (see Appendix A) that relate to this particular effort.

Co-Benefits



Resilience

Protects against current and future impacts of climate change, such as sea level rise, energy assurance, wildfires, and food insecurity.



Public Health

Creates a cleaner and healthier community by improving air and water quality, wellness, and/or protecting against extreme heat and weather events.



Conserving Resources

Conserves finite natural resources such as water, raw materials, and fossil fuels.



Community Connectivity

Promotes a strong sense of community by connecting residents to each other and the City, connecting historically underserved communities with resources, and by creating neighborhoods that are accessible by multiple modes of travel.



Protecting Biodiversity and Natural Lands

Protects biodiversity and natural ecosystems by restoring natural spaces and protecting air and water quality.



Green Economy

Creating local job opportunities in green technology sectors such as solar installation and battery storage installation.



Cost Savings

May result in a cost savings to the consumer in the immediate term or over the life cycle of the measure.



Innovation (Moonshots)

The City is an innovator in creating new approaches to fighting climate change, creating resilience, and engaging the community.

Building Energy Use Emissions



THE GOAL

CENTERING EQUITY

CITY LEADERSHIP

THE STRATEGY

Eliminate emissions from the building sector by increasing energy efficiency and converting new and existing buildings to all-electric systems. Add new local renewable energy sources to increase resilience and meet local demand.

The City is developing programs and incentives to electrify multi-family buildings, thus reducing energy costs for renters while simultaneously enhancing indoor air quality and health.

The City has adopted a Green Building Policy. All new City facilities will be highly efficient, zero-net-energy buildings capable of producing enough electricity on-site to run the building.

The City has set a goal to convert all its facilities to all-electric by 2035.

Offer a suite of tools, education, and incentives, coupled with thoughtful regulation, to accelerate conversion to all-electric buildings.

IMPLEMENTING THIS PLAN WILL

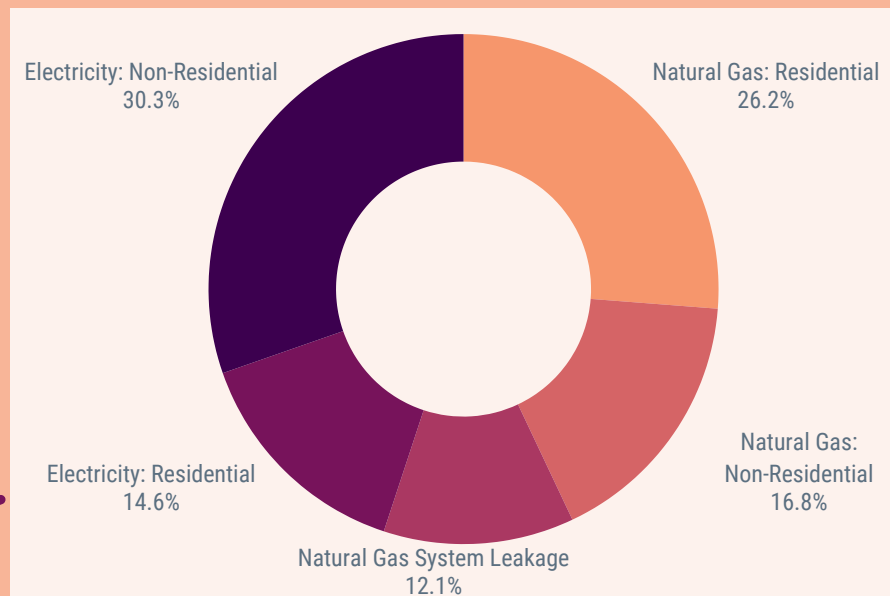
REDUCE

BUILDING ENERGY USE EMISSIONS

BY

54%! ↓

The 2019 breakdown of building energy use emissions by source type:



BUILDING ENERGY USE







HIGH IMPACT ACTIONS

These actions represent the most critical community climate potential strategies to implement in this plan in order to achieve our goals. Additional supportive actions are found in **Appendix A**.











Measure / Action

IMPACT · READINESS · COST







Decarbonize 50% of Municipal Buildings by 2030; 100% by 2035

- ★ BE 1.1 Develop a plan to decarbonize municipal buildings, including an inventory of fossil fuel-powered equipment, replacement technologies, and short- and long-term schedule for construction.   
- ★ BE 1.3 Implement the municipal building decarbonization plan to decarbonize 100% of municipal buildings by 2035.   

Increase solar generation & energy storage capabilities around the City

- ★ BE 1.2 Develop ordinance requiring the installation of solar and/or energy storage backup power instead of diesel generators, where feasible, by 2031.   
- ★ BE 3.1 Implement all feasible microgrid projects at municipal facilities as identified by the 2017 Zero Net Energy Study and re-evaluate viability of additional facilities.   
- BE 3.2 Identify barriers to installation of distributed energy resources at municipal facilities. Establish a funding plan and direct municipal efforts to source space for energy storage and microgrids.   
- BE 7.3 Develop targeted electrical rate structures and incentives for customers, including demand response.   
- BE 5.17 Create innovative pilots through SBCE and local partnerships to address technical, low-income, market, and policy barriers limiting progress toward the City's climate goals.   
- BE 5.18 /6.10 Implement direct installation and/or incentive programs that facilitate the installation of combined solar and battery energy storage system installations on buildings. Target 120 residential and 35 commercial installations by 2035.   

Offer incentives, programs, and incubators to innovate, reduce costs, and remove barriers

- BE 6.12 Create a residential building electrification accelerator program to increase building electrification through economic, technical, and educational support. Mechanics such as incentives, time of sale rebates, construction support, permit streamlining, and special rate design should be used. Special focus to be placed on underserved residents.   
- BE 6.11 Pilot an emergency hot water appliance loaner program to provide free loaner natural gas hot water heaters within 24 hours of a request, with an agreement that the borrower will replace the gas powered hot water heater with an electric heat pump water heater within 6 months.   

BUILDING ENERGY USE

HIGH IMPACT ACTIONS CONT.

Measure / Action

IMPACT · READINESS · COST

Design new ordinances and programs to reduce natural gas consumption in existing buildings

BE 5.2	Conduct a study on lifecycle costs of existing building electrification. Results will inform future ordinances and the building electrification accelerator. Include extensive community input and equity analysis to ensure all have affordable access to the health, comfort, economic, and resilience benefits of building electrification.			
★ BE 5.5	Develop and implement a low-income and affordable housing electrification pilot project to demonstrate proof of concept of all-electric buildings. Pilot will ensure no increase in energy bills for participants due to project.			
BE 5.14	Develop and implement a multi-family residential property regulation by 2028 to promote phased building energy efficiency and decarbonization. Requires periodic energy evaluations and compliance with a prescriptive energy point system.			
BE 6.1 /6.4	Update building ordinances every three years to align with building code cycles, industry technologies, and to maximize GHG reductions.			
BE 6.1	Develop and adopt a commercial building ordinance that requires the replacement of fossil fuel building systems with electric technologies at time of renovation.			
BE 6.2	Develop and implement a commercial and mixed-use building benchmarking program for commercial and multi-family buildings over 20,000 square feet by 2025, effective 2026.			
BE 6.3	Develop and implement a building performance standard by 2028. A building performance standard is a policy that requires commercial or multi-family buildings to meet certain performance levels for energy use or GHG emissions.			

BUILDING ENERGY USE

Priority Strategy: BE 1.1

Develop a plan to decarbonize municipal buildings, including an inventory of fossil fuel-powered equipment, replacement technologies, and short- and long-term schedule for construction.



Co-Benefits

Electrify Today to Empower Tomorrow

Building energy use accounts for 40% of emissions in Santa Barbara. The City will lead by example by creating this plan to remove energy-related greenhouse gas emissions from its buildings. The plan will provide information on project scope, cost, and timeline.



Next Steps

- Conduct an equipment inventory
- Assess equipment replacement costs
- Work with City Facilities to prioritize project
- Establish retrofit budget



Centering Equity

The planning process will focus on overcoming real-world barriers to electrification, particularly for under resourced members of the community. This analysis will inform future Electrification Accelerator programs.



What Can You Do?

- Swap out your natural gas water and space heaters with heat pumps
- Fully electrify your home
- Implement energy efficient upgrades
- Read the City's plans to be powered by renewable and reliable energy here: Sustainability.SantaBarbaraCA.gov/Energy-Planning



Partners/Resources

- **Lead: City's Sustainability & Resilience Department, Energy & Climate Division**
- City Departments:
 - Community Development
 - Public Works
- Santa Barbara Clean Energy
- Tri-County Regional Energy Network
- Inflation Reduction Act

Supportive Actions (from Appendix A)

BE 1.5; BE 4.1; BE 5.1; BE 5.2; BE 5.7; BE 5.8; BE 5.15; BE 6.1; BE 6.2; BE 6.4; BE 6.5; BE 6.6; BE 6.8; BE 6.12

BUILDING ENERGY USE

Priority Strategy: BE 1.3

Implement the municipal building decarbonization plan developed under BE-1.1 to decarbonize 100% of municipal buildings by 2035.



Co-Benefits

Building a Brighter Future

Building energy use accounts for 40% of emissions in Santa Barbara. The City will lead by example by creating this plan to remove energy-related greenhouse gas emissions from its buildings. The plan will provide information on project scope, cost, and timeline.



Next Steps

- Install make-ready infrastructure such as upgraded electrical panels
- Apply for grant funds
- Implement projects per established budget
- Share successes and lessons learned



Centering Equity

The planning process will focus on overcoming real-world barriers to electrification, particularly for under resourced members of the community. This analysis will inform future Electrification Accelerator programs.



What Can You Do?

- Swap out your natural gas water and space heaters with heat pumps
- Fully electrify your home
- Implement energy efficient upgrades
- Read the City's plans to be powered by renewable and reliable energy here: Sustainability.SantaBarbaraCA.gov/Energy-Planning



Partners/Resources

- **Lead: City's Sustainability & Resilience Department, Energy & Climate Division**
- City Departments:
 - Community Development
 - Public Works
- Santa Barbara Clean Energy
- Tri-County Regional Energy Network
- Inflation Reduction Act

Supportive Actions (from Appendix A)

BE 1.1; BE 1.5; BE 1.6; BE 4.1; BE 5.1; BE 5.2; BE 5.7; BE 5.8; BE 5.15; BE 6.1; BE 6.2; BE 6.4; BE 6.5; BE 6.6; BE 6.8; BE 6.11; BE 6.12

BUILDING ENERGY USE

Priority Strategy: BE 3.1

Implement all feasible microgrid projects at municipal facilities as identified by the 2017 Zero Net Energy study and re-evaluate viability of additional facilities.



Co-Benefits

Reliable Energy, Resilient Community

Adding batteries and solar to municipal facilities is a key first step in creating resilient clean energy communities.



Next Steps

- Apply for grant funds
- Pursue Power Purchase Agreements
- Implement projects per established budget



Centering Equity

The City's Zero Net Energy Study evaluated City facilities across ALL neighborhoods in Santa Barbara, including meeting facilities, community gathering places, and critical facilities. This initial analysis positions us to implement projects that will benefit all geographic communities in the City.



What Can You Do?

- Learn more about available renewable energy incentives at SBCleanEnergy.com
- Explore solar and battery system installation at your home
- Track completed and ongoing projects



Partners/Resources

- **Lead: City's Sustainability & Resilience Department, Energy & Climate Division**
- City Departments:
 - Public Works/Parks and Recreation/ Fire/Airport/Waterfront
- SoCal Regional Energy Network
- Tri-County Regional Energy Network

Supportive Actions (from Appendix A)

BE 1.2; BE 3.2; BE 5.7; BE 5.10; BE 6.10; BE 7.1; BE 7.3; BE 7.7

BUILDING ENERGY USE

Priority Strategy: BE 3.2

Identify barriers to installation of distributed energy resources at municipal facilities. Establish a funding plan and direct municipal efforts to source space for energy storage and microgrids.



Co-Benefits

Energy Security for Everyone

Adding batteries and solar to municipal facilities is a key first step in creating resilient clean energy communities.



Next Steps

- Assess best practices from other cities
- Work with Community Development Department on administrative opportunities
- Pursue funding opportunities
- Assess building feasibility
- Work with Southern California Edison on service upgrade needs



Centering Equity

The City is pursuing grant funding to bring distributed energy resources specifically to under resourced Justice40 communities



What Can You Do?

- Learn more about available renewable energy incentives at [SBCleanEnergy.com](https://www.sbcleanenergy.com)
- Explore solar and battery system installation at your home
- Track completed and ongoing projects



Partners/Resources

- **Lead: City's Sustainability & Resilience Department, Energy & Climate Division**
- City Departments:
 - Community Development
- Santa Barbara Clean Energy
- Southern California Edison
- California Energy Commission
- 3C-REN

Supportive Actions (from Appendix A)

BE 1.2; BE 3.2; BE 5.7; BE 5.10; BE 6.10; BE 7.1; BE 7.3; BE 7.7

BUILDING ENERGY USE

Priority Strategy: BE 5.5

Develop and implement a low-income and affordable housing electrification pilot project to provide proof of concept of all-electric buildings retrofits. Pilot will ensure no increase in energy bills for participants due to project.



Co-Benefits

Bridging the Energy Divide

Ensuring that ALL households in Santa Barbara gain the benefits of switching to clean all-electric homes, including improved air quality, stable energy bills, and improved public health.



Next Steps

- Design pilot program parameters
- Develop desired outcomes for the pilot
- Assign budget to pilot
- Establish eligibility criteria
- Design outreach mechanisms



Centering Equity

Switching to electric appliances can lower household utility bills, however upfront cost can create a significant barrier.

This pilot will demonstrate benefits of all electric homes and identify ideal incentives to catalyze this transition. The pilot will target hard to reach and underserved community members.



What Can You Do?

- Swap out your gas water and space heaters with electric heat pumps
- Fully electrify your home
- Implement energy efficient upgrades



Partners/Resources

- **Lead: City's Sustainability & Resilience Department, Energy & Climate Division**
- Southern California Edison
- California Energy Commission
- 3C-REN, SoCal REN
- Santa Barbara Housing Authority
- SBC Regional Climate Collaborative
- Communify

Supportive Actions (from Appendix A)

BE 5.2; BE 5.7; BE 5.8; BE 5.9; BE 5.10; BE 5.11; BE 5.13; BE 5.15; BE 5.18; BE 7.6; BE 7.7

Transportation Emissions



THE GOAL

CENTERING EQUITY

CITY LEADERSHIP

THE STRATEGY

Promote use of safe, equitable, zero emission transportation options to reduce pollution and urban congestion today and for future generations.

Provide incentives, programs, pathways, and infrastructure to promote adoption of sustainable transportation options for ALL members of our community.

The City adopted a "Zero Emission Vehicle First" purchasing policy for City fleet vehicles.

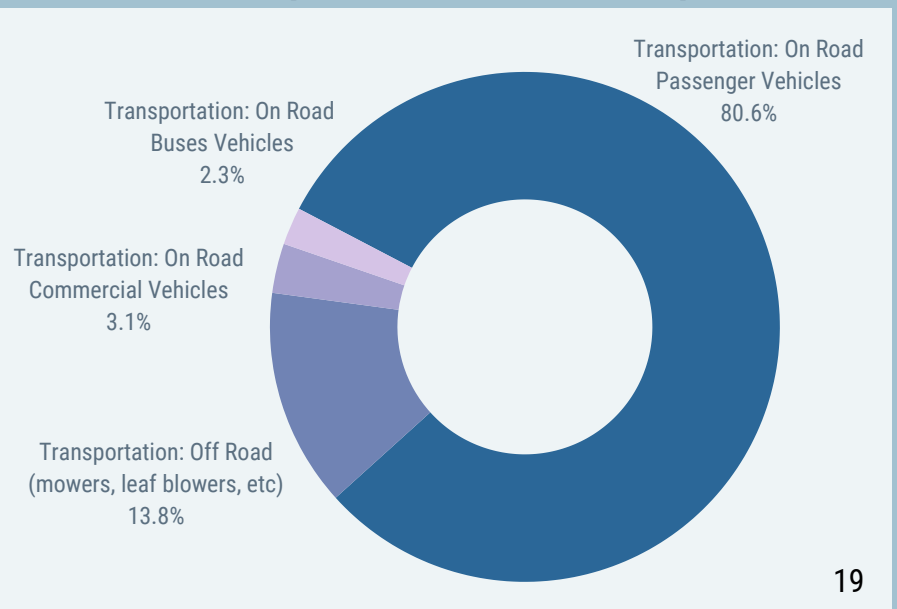
The City manages an electric bike share program (BCycle).

The City employee WorkTRIP Program encourages carpooling, mass-transit, and active modes of commuting.

Innovate and collaborate with residents, businesses, workforce, and stakeholders to build a more climate-centric transportation system. Improve infrastructure for active transportation modes such as biking and walking, strengthen electric vehicle charging network, and promote conversion to zero emission vehicles.

IMPLEMENTING THIS PLAN WILL
REDUCE
 TRANSPORTATION EMISSIONS
 BY
40%!

The breakdown of transportation emissions by source type:












TRANSPORTATION HIGH IMPACT ACTIONS










These actions represent the most critical community climate potential strategies to implement in this plan in order to achieve our goals. Additional supportive actions are found in **Appendix A**.

Measure / Action IMPACT · READINESS · COST










Electrify (or otherwise decarbonize) the City's Municipal Fleet by 2035

★ T 2.1	Implement the City's Zero Emission Vehicle Acquisition Policy, transitioning fossil fuel municipal vehicles to zero emission alternatives by 2035. Prepare a short- and long-term schedule and explore regional bulk procurement.			
★ T 2.4	Adopt an emissions-free equipment purchasing policy for smaller equipment (e.g., landscaping equipment) for all City departments.			
T 2.2	Install additional electric vehicle chargers in municipal parking lots for fleet and employee use.			

Increase active transportation mode share to 6% by 2030 and to 10% by 2035

★ T 3.1	Implement the City's Bicycle Master Plan and Pedestrian Master Plan goals and policies to create bike and pedestrian infrastructure that is safer, easier to use, and widely accessible for all community members.			
T 3.6	Build new infrastructure to ensure there is equitable access to safe bike and pedestrian routes in all areas of the City. Focus on under resourced communities.			
T 3.8	Implement the recommended bike facilities outlined in the Santa Barbara Bicycle Master Plan to add 30 miles of bikeways to the City by 2030.			

Develop programs to reduce vehicle miles traveled (VMTs)



















T 3.10	Leverage technology to track mode shifts to active transportation. Conduct an annual review of implementation progress, data quality, and potential barriers to implementation. Once an effective tracking method is developed, the City shall aim to achieve 6% increase in active transportation mode share by 2030 and 10% by 2035.			
T 3.12	Accelerate the production and availability of affordable housing near urban centers by updating and adopting the Housing Element and Zoning Code to reduce VMTs; explore alternative housing options and streamline processes.			
T 4.1	Facilitate alternative forms of public transit, such as micro transit and electric shuttle routes, in areas with higher congestion and population densities. Micro transit is shared transportation in smaller vehicles with flexible routes and schedules.			

TRANSPORTATION

HIGH IMPACT ACTIONS CONT.

Measure / Action IMPACT · READINESS · COST

Increase adoption of Zero Emission Vehicles, Equipment, and Charging Network

★ T 6.1	Amend municipal code to require an increased number of EV chargers at new construction and major remodels.			
T 6.2	Revisit commercial and multi-family building ordinances to be updated and require large commercial and large multi-family building owners that provide parking to install EV chargers in 20% of parking spaces when undergoing major remodeling.			
T 6.3	Add new publicly accessible EV charging stations through the City and City-owned facilities.			
T 6.4	Support private development of EV charger installations by streamlining City processes such as expediting permitting, easing onerous regulations, develop a permitting design guide.			
★ T 8.1	Align or exceed state legislation (AB 1346) and expand enforcement of the ordinance that bans the sale of gas powered small off-road engines by 2024. Provide incentives or buyback programs for burdened residents.			
T 8.4	Partner with Santa Barbara County Air Pollution Control District to expand rebate and incentive programs for upgrading off-road equipment to hybrids, biofuels, or fully electric.			

TRANSPORTATION

Priority Strategy: T 2.1

Implement the City's Zero Emission Vehicle Acquisition Policy, transitioning fossil fuel municipal vehicles to zero emission alternatives by 2035. Prepare a short and long-term schedule for completion and explore regional bulk procurement.



Co-Benefits

Charged with Purpose

The City will lead by example in creating a plan to convert its entire fleet to zero emission vehicles.



Next Steps

- Create procurement plan for zero emission vehicles
- Enhance EV Charging network
- Adjust budgets for reduced maintenance and increased upfront costs associated with EVs



Centering Equity

The City will identify real-world barriers to vehicle electrification and determine opportunities for overcoming those barriers to inform future Electrification Accelerator programs.



What Can You Do?

- Choose an electric car
- Reduce single occupancy vehicle trips
- Explore alternative modes of travel
- Take the train or bus, or use BCycle, our electric bicycle share program



Partners/Resources

- **Lead: City's Public Works Fleet Division**
- Santa Barbara County Air Pollution Control District
- California Energy Commission
- California Air Resources Board
- Southern California Edison

TRANSPORTATION

Priority Strategy: T 2.4

Adopt an emissions-free equipment purchasing policy for smaller equipment (e.g., landscaping equipment) for all City departments.



Co-Benefits

Sustain the Beauty, Trim the Emissions

The City will lead by example by converting all landscaping equipment to electric.



Next Steps

- Conduct equipment inventory
- Assess equipment replacement costs
- Work with City Facilities and the Parks and Recreation Department to create budget and identify incentives



Centering Equity

Eliminating emissions from landscape equipment improves air quality and public health in City Parks and Recreation Facilities and other public spaces.



What Can You Do?

- Switch to electric equipment such as mowers and leaf blowers
- Check out rarely used tools and equipment from the City's Library of Things



Partners/Resources

- **Lead: City's Parks and Recreation Department**
- City Departments:
 - Sustainability and Resilience
 - Public Works Facilities
- Santa Barbara County Air Pollution Control District
- California Air Resources Board

TRANSPORTATION Priority Strategy: T 3.1

Implement the City's Bicycle Master Plan and Pedestrian Master Plan goals and policies to create bike and pedestrian infrastructure that is safer, easier to use, and widely accessible for all community members.



Co-Benefits

Move Freely, Live Actively

The City has secured over \$100 million in grant funding for bike and pedestrian infrastructure. This measure further solidifies the City's commitment to alternative transportation.



Next Steps

- Continue the City's successful track record of securing state funding for new active transportation infrastructure
- Conduct community outreach to develop priorities and design
- Maintain existing infrastructure



Centering Equity

Improving bicycle and pedestrian infrastructure increases safe and healthy transportation options for all SB communities. The City prioritizes historically underserved communities.



What Can You Do?

- Explore the City's bike paths
- Take advantage of bikeshare
- Explore alternative transportation incentives from Santa Barbara Clean Energy
- Attend public meetings on new proposed projects



Partners/Resources

- **Lead: Public Works Transportation Planning**
- Santa Barbara County Air Pollution Control District
- California Air Resources Board
- SB County Associated Governments
- Move SBC

Supportive Actions (from Appendix A)

T 1.1; T 1.3; T 1.4; T 1.5; T 3.2; T 3.3; T 3.4; T 3.5; T3.6; T 3.7; T 3.8; T 3.9; T 3.10; T 3.11; T 5.7

TRANSPORTATION

Priority Strategy: T 6.1

Amend municipal code to require an increased number of EV chargers for new construction and major remodels.



Co-Benefits

Fueling Future Mobility

Through amendments to City codes, the City is preparing for the state-led transition away from internal combustion engine vehicles.



Next Steps

- Conduct stakeholder meetings
- Survey similar codes from other cities
- Adopt the new code



Centering Equity

Requiring EV chargers during new construction or remodel accelerates the transition to emission free vehicles, improving air quality and public health.



What Can You Do?

- Size your electrical panel for an EV charger
- Design your home to be EV Ready
- Choose to drive electric



Partners/Resources

- **Lead: City's Sustainability & Resilience Department, Energy & Climate Division**
- City Departments:
 - Community Development, Building and Safety Division
- Tri-County Regional Energy Network
- Central Coast Clean Cities Coalition

TRANSPORTATION

Priority Strategy: T 8.1

Align with or exceed state legislation (AB 1346) and expand enforcement of the ordinance that bans gas powered small off-road engines by 2024. Provide incentives or buyback programs for local small businesses.



Co-Benefits

Cultivating a Gas-Free Landscape

By offering incentive and buyback programs through this measure, the City will help residents comply with state regulations and improve air quality across the City.



Next Steps

- Work with California Air Resources Board and SB County Air Pollution Control District to identify and develop incentives and programs
- Conduct robust stakeholder outreach



Centering Equity

Transitioning away from gas powered landscape equipment improves air quality and public health.



What Can You Do?

- Choose electric tools such as mowers or leaf blowers
- Reduce natural gas and propane use
- Check out lesser used items from the City's Library of Things



Partners/Resources

- **Lead: City's Sustainability & Resilience Department, Energy & Climate Division**
- Santa Barbara County Air Pollution Control District
- California Air Resources Board

Water, Wastewater, Solid Waste Emissions



THE GOAL

Reduce organics in the solid waste stream and reduce or reuse other resources. Reduce use of landfill space, the demand for water, and consumption of single use plastics and other materials that have multiple environmental impacts.

CENTERING EQUITY

Provide multi-lingual and industry specific education for all residents, and ensure there are cost effective and accessible means for residents to participate in initiatives.

CITY LEADERSHIP

The City partners with the County on the ReSource Center to convert commercial and residential waste into resources by recovering recyclable materials, transforming organics into landscape nutrients, and generating renewable energy.

The City has instituted an aggressive water conservation program and implements the Water Conservation Strategic Plan.

THE STRATEGY

Reduce the use of packaging, single use items, and other materials; produce and distribute compost; and ensure efficiency in the City's recycling and waste processes. Implement the City's Water Conservation Strategic Plan and increase drought tolerant landscaping.

IMPLEMENTING THIS PLAN WILL

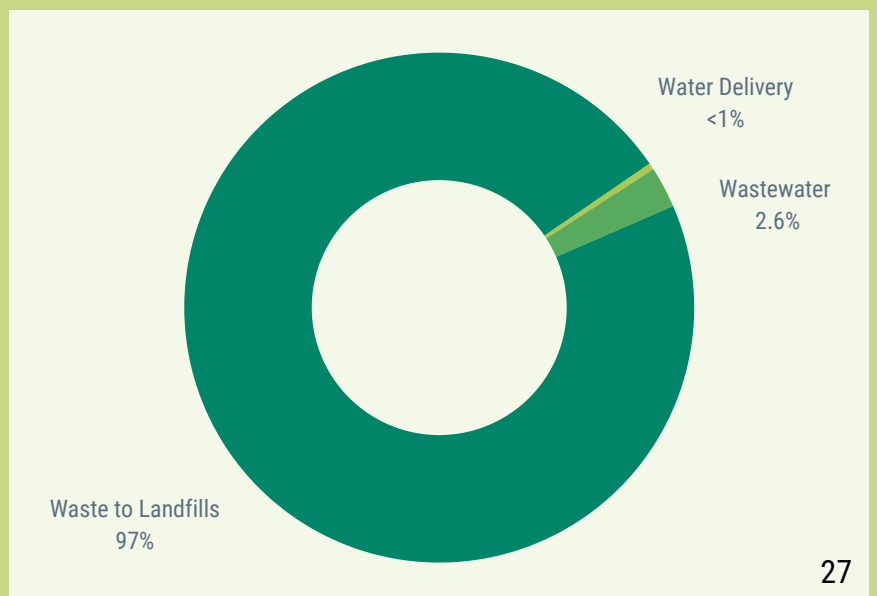
REDUCE

WASTE/WATER/WASTEWATER EMISSIONS

BY

54%! ↓

The breakdown of waste, water, and wastewater emissions by source type:



WATER, WASTEWATER & SOLID WASTE HIGH IMPACT ACTIONS




These actions represent the most critical community climate potential strategies to implement in this plan in order to achieve our goals. Additional supportive actions are found in **Appendix A**.

Measure / Action IMPACT · READINESS · COST




Reduce per capita potable water consumption 1.05% by 2030 and 1.58% by 2035




★ **W 3.1** Implement all cost-effective measures identified in the Water Conservation Strategic Plan.   




Create rebate programs related to green landscaping




W 3.5 Utilize available enhanced water consumption data from the City's Automated Metering Infrastructure, along with the WaterSmart customer portal, to educate water customers about water use patterns and leak detection.   

Facilitate the reduction of single use items and promote practicing circular economics




W 4.5 Conduct waste characterization studies every 4-5 years to inform programs and policies. Leverage studies to understand the waste stream and create a plan to increase diversion and reduce contamination.   

W 4.10 Partner with the Harbor, Airport and other major Santa Barbara facilities to expedite no single use plastic practices.   

★ **W 4.12** Ban items without means of recycling or recycling markets, such as polystyrene, produce bags, plastic packaging, straws, plastics #4-7, and mixed materials.   

W 4.16 Partner with UCSB, ICLEI and other organizations to cost effectively evaluate and develop resources around consumption-based emissions. Based on the results, create a plan to achieve zero growth of waste generation.   

W 4.13 Implement pilot projects for reusable dining to-go containers.   

★ **W 4.15** Partner with libraries and other existing facilities to expand programs to reduce single use items and promote reuse and repair. Leverage Library of Things program and develop "fix it" resources for the community.   

WATER, WASTEWATER & SOLID WASTE

HIGH IMPACT ACTIONS CONT.

Measure / Action

IMPACT · READINESS · COST

Reduce organic waste 80% below 2014 levels by 2030 and 85% by 2035

W 1.4	Investigate and expand opportunities for procuring recovered organic waste products within municipal facilities.			
W 4.1.a	Pilot and evaluate emerging technologies such as source organic waste digestion to reduce organic waste by restaurants and other major food waste producers.			
W 4.1.b	Implement enforcement and a fee for incorrectly sorted materials with sensitivity to shared collection.			
W 4.6	Collaborate with the County and Resource Conservation District to develop a regional compost trading program to provide farmers with compost to meet organic procurement target set by SB 1383.			
W 4.16	Initiate a study partnering with local academic institutions and the ReSource Center to identify and research ways to create a circular economy around organic waste edible food rescue.			

WATER, WASTEWATER, SOLID WASTE Priority Strategy: W 3.1

Implement all cost-effective measures identified in the Water Conservation Strategic Plan.



Co-Benefits

Nurturing our Lifeline Drop by Drop

This measure will help improve local water supply reliability using water efficiently, and reduce the GHG impacts of delivering and treating water.



Next Steps

- Calculate costs of measures
- Create prioritized plan of conservation measures
- Increase community adoption of WaterSmart monitoring



Centering Equity

Conservation decreases utility bills. The City continues to explore income-based tiered incentives.



What Can You Do?

- Switch to drip irrigation
- Enroll in the City's WaterSmart Portal to monitor your water use and help identify priority conservation measures



Partners/Resources

- **Lead: Public Works Department, Water Resources Division**
- WaterSmart
- Landscape Contractors

WATER, WASTEWATER, SOLID WASTE Priority Strategy: W 4.12

Ban non-recyclable items such as polystyrene, produce bags, plastic packaging, straws, plastics #4-7, and mixed materials.



Co-Benefits

Recycle or Rethink

This measure builds on the City's Single-Use Carryout Bag Ordinance and reduces emissions associated with waste streams and plastic material production.



Next Steps

- Meet with neighboring jurisdictions with similar bans
- Develop policy, take to Council for adoption, and conduct additional outreach



Centering Equity

City will develop reusable bag program for SNAP customers. Clean Community will also expand offers of free reusable silverware.



What Can You Do?

- Reduce single-use items
- Avoid buying items made of polystyrene (Styrofoam)
- Carry your own reusable silverware and water bottles



Partners/Resources

- **Lead: City's Sustainability & Resilience Department, Clean Community Division**
- Community Environmental Council
- City of Goleta
- Explore Ecology
- Santa Barbara Channelkeeper
- Local area stores

Supportive Actions (from Appendix A)

W 4.2; W 4.3; W 4.4; W 4.5; W 4.10; W 4.13; W 4.16; W 4.17

WATER, WASTEWATER, SOLID WASTE Priority Strategy: W 4.15

Partner with libraries and other existing facilities to expand programs to reduce single use items and promote reuse and repair. Leverage Library of Things program and develop "fix it" resources for the community.



Co-Benefits

Zero Waste, Infinite Solutions

Reduce, REUSE, Recycle. By expanding the Clean Community Division's Library of Things, the City will reduce waste and associated emissions.



Next Steps

- Expand the Library of Things
- Develop "Fix It" resources
- Co-promote program with SB Libraries



Centering Equity

The Library of Things is designed to reduce household expenses by offering free resources, tools, and housewares available to borrow.



What Can You Do?

- Try fixing broken items through a fix it fair
- Donate items you no longer use
- Consider sharing items you don't need often
- Borrow items from the Library of Things



Partners/Resources

- **Lead: City's Sustainability & Resilience Department, Clean Community Division and the Santa Barbara Public Library**

Carbon Sequestration



THE GOAL

Increase the City's ability to remove carbon from the atmosphere.

CENTERING EQUITY

Prioritize low-income areas in the City with less existing tree canopy for new shade tree plantings. When there are localized co-benefits for sequestration projects, focus development benefits to historically adversely impacted, under resourced communities.

CITY LEADERSHIP

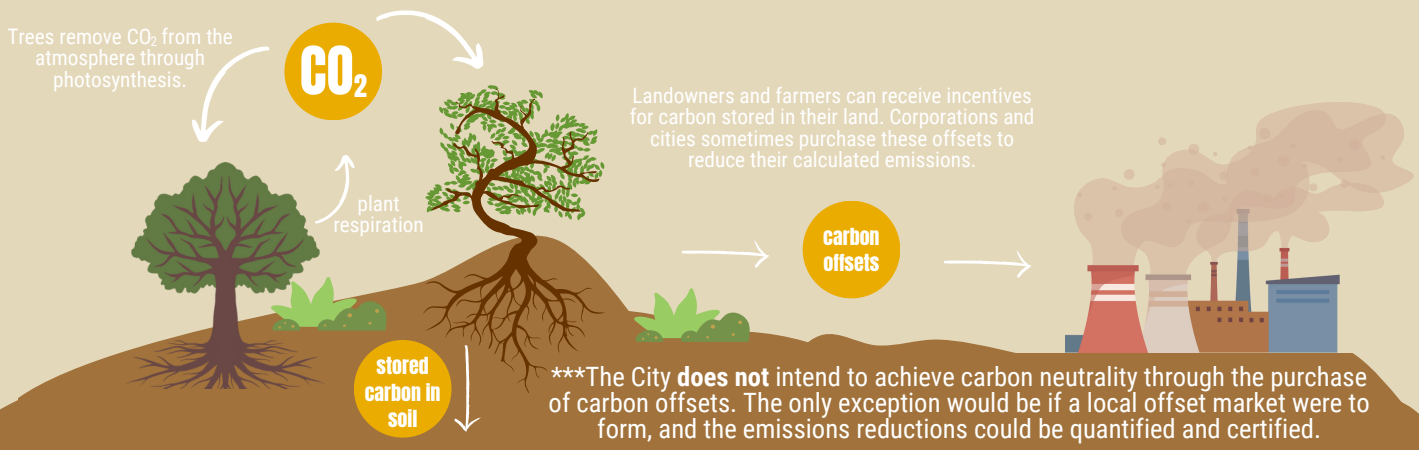
The City manages a Creek Tree Program, Urban Forestry Program, and compost application program.

A City and County partnership with the ReSource Center provides compost for residents and businesses, and maximizes organic food waste diversion from the landfill.

THE STRATEGY

Bolster the City's planting programs and vegetation management to ensure landscaping and habitats provide the most resilience and GHG reduction potential. Partner with resilience initiatives for co-benefits. Look at programs and measures that will accomplish multiple benefits like increasing resilience and shade for heat events, and making sure that our plantings are appropriate for extreme heat and drought events. Increase the use of compost and increase drought tolerant and shade creating landscapes.

How do carbon sequestration and carbon offsets work?


















CARBON SEQUESTRATION HIGH IMPACT ACTIONS










These actions represent the most critical community climate potential strategies to implement in this plan in order to achieve our goals. Additional supportive actions are found in **Appendix A**.

Measure / Action IMPACT · READINESS · COST

Maintain natural lands and increase the urban tree canopy

CS 1.1	Implement and expand the Urban Forest Management Plan to include enhancing resiliency, increasing environmental and co-benefits, and public engagement in street tree health. Increase tree plantings to meet the goal of 4,500 new trees in the community by 2030.			
★ CS 1.5	Implement the City's Creek Tree Program to assist private creekside landowners with improving wildlife habitat along creeks. Prioritize low-income areas for implementation of the program.			
CS 1.6	Update tree canopy coverage data within the City to measure the change in coverage over time as it relates to sequestration as part of the next Urban Forest Management Plan update.			
CS 1.4	Develop a Citywide restoration plan to achieve target net increases in restored land area and waterways. Prioritize implementation of restoration projects, tree plantings, and increased shading in under resourced communities.			
★ CS 3.2	Parcels identified for rezoning to a park or open space should: provide flexible solutions for urban parks in infill areas; aim to achieve the greatest carbon sequestration; and aim for underserved communities.			

Increase carbon sequestration capacity of landscapes through compost application

CS 4.4	Work with the ReSource Center to provide residents, businesses, and developers with educational material on where compost can be acquired and how it can be used (i.e., landscaping).			
CS 4.5	Collaborate with local higher academic institutions, local schools, and City departments to identify opportunities to apply compost to landscaping.			
★ CS 4.2	Identify additional locations within the City to apply compost and provide incentives for small-scale implementation.			

CARBON SEQUESTRATION

HIGH IMPACT ACTIONS CONT.

Measure / Action

IMPACT · READINESS · COST

Explore new carbon sequestration and carbon capture projects

★ CS 1.3	Implement the City's Community Wildfire Protection Plan to reduce fire risk and carbon loss due to wildfires by conducting vegetation management throughout the City.			
CS 1.2 /1.5	Develop a Citywide restoration plan to achieve target net increases in restored land area and waterways. Prioritize implementation of restoration projects in under resourced communities.			
CS 2.1	Create an organizational body to lead program development and research for facilitating emergent carbon sequestration and carbon capture plans relevant to the City.			
CS 2.4	Develop a Citywide, or participate in a regional, carbon sequestration analysis, and plan to explore opportunities to increase sequestration in the City.			
CS 5	Pilot and promote carbon sequestering construction materials like low-carbon concrete and mass timber.			
CS 5.1	Conduct a feasibility study on carbon capture technologies to locally produce calcium carbonate (low carbon concrete), creating sequestration via construction materials. Determine viability within the City.			
CS 5.2	Partner with UCSB to pilot a building specific embodied carbon reduction project for planned construction.			
CS 5.3	Develop a strategic construction and procurement plan to facilitate use of alternative materials to reduce embodied carbon in municipal construction projects. Include scoring criteria in City requests for proposals for construction projects that identify resilience features such as water and energy efficiency, reduced urban heat, and decrease the embodied carbon in line with AB 2446.			

CARBON SEQUESTRATION

Priority Strategy: CS 1.3

Implement the City's Community Wildfire Protection Plan to reduce fire risk and carbon loss due to wildfires by conducting vegetation management throughout the City.



Co-Benefits

Nurturing Nature, Managing Risks

Sound planning and vegetation management reduces fire risk and protects Santa Barbara's homes and businesses.



Next Steps

- Identify priority measures from City's Community Wildfire Protection Plan
- Partner with SB County Fire Safe Council for outreach and trainings



Centering Equity

Extreme weather events and natural disasters disproportionately affect low-income communities and people of color. Increasing resilience planning and preparation is essential to protecting these communities. Working with Fire Safe Council and the Fire Department, the City will increase access to free resources and Spanish translation.



What Can You Do?

- Maintain defensible space around your home
- Download the 'Home Hardening Guide'
- Sign-up for a free wildfire preparedness evaluation from sbfiresafecouncil.org



Partners/Resources

- **Lead: Santa Barbara Fire Department**
- City Departments:
 - Parks and Recreation
 - Sustainability & Resilience
- SB County Fire Safe Council

Supportive Actions (from Appendix A)

CS 1.1; CS 1.2; CS 1.4; CS 3.1; CS 3.2; CS 3.3; CS 3.5; CS 3.6

CARBON SEQUESTRATION

Priority Strategy: CS 1.5

Implement the City's Creek Tree Program to assist private creekside landowners with improving wildlife habitat along creeks. Prioritize low-income areas for implementation of the Creek Tree Program.



Co-Benefits

Rooted in Resilience

By working with the Creek Tree Program, residents will both improve wildlife habitat and stabilize and fortify streambanks adjacent to their homes.



Next Steps

- Identify and prioritize restoration areas
- Coordinate with City arborist for approved species and best practices
- Conduct outreach to raise awareness of the program



Centering Equity

In addition to healthy wildlife habitat, stable stream banks offer greater flood control protection to vulnerable neighborhoods.



What Can You Do?

- Explore the City's creek restoration projects
- Plant native trees along creeks for bank stability
- Clean up litter on our beaches
- Dispose of dog waste and cigarette butts responsibly



Partners/Resources

- **Lead: City's Sustainability & Resilience Department, Creeks Division**
- City Departments:
 - Parks and Recreation
- Local Residents
- South Coast Habitat Restoration

Supportive Actions (from Appendix A)

CS 1.1; CS 1.2; CS 1.4; CS 1.6; CS 1.8; CS 2.1; CS 2.4; CS 2.6; CS 2.9; CS 2.10; CS 3.1; CS 3.2; CS 3.3; CS 3.5; CS 3.6

CARBON SEQUESTRATION

Priority Strategy: CS 3.2

Parcels identified for rezoning to a park or open space should: provide flexible solutions for urban parks in infill areas; aim to achieve the greatest carbon sequestration; and aim for underserved communities.



Co-Benefits

Zoned for Nature

Increasing parks and open space offers the co-benefit of greater carbon sequestration.



Next Steps

- Identify opportunities to rezone
- Conduct outreach for rezones and community priorities
- Identify and implement carbon sequestration solutions



Centering Equity

Underserved communities will be prioritized for park and open space rezones.



What Can You Do?

- Explore the City's creek restoration projects
- Plant native trees along creeks for bank stability
- Clean up litter on our beaches
- Dispose of dog waste and cigarette butts responsibly



Partners/Resources

- **Lead: City's Sustainability & Resilience Department**
- City Departments:
 - Parks and Recreation
 - Community Development
- Local Residents
- Santa Barbara Land Trust
- South Coast Habitat Restoration

Supportive Actions (from Appendix A)

CS 1.1; CS 1.2; CS 1.3; CS 1.4; CS 1.5 CS 1.6; CS 1.8; CS 2.1; CS 2.4; CS 2.6; CS 2.9; CS 2.10; CS 3.1; CS 3.2; CS 3.3; CS 3.5; CS 3.6

CARBON SEQUESTRATION

Priority Strategy: CS 4.2

Identify additional locations within the City to apply compost and provide incentives for small-scale implementation.



Co-Benefits

Nourishing the Soil, Harvesting the Rewards

Applying compost strategically can increase carbon uptake.



Next Steps

- Partner with ReSource Center for compost supply
- Develop incentives
- Identify target areas for application
- Create bilingual educational campaign



Centering Equity

Incentives will be designed to make compost application highly accessible and easy.



What Can You Do?

- Apply mulch and compost to your yard to reduce water use and increase carbon absorption
- Spread the word!



Partners/Resources

- **Lead: City's Sustainability & Resilience Department, Clean Community Division**
- City Departments:
 - Parks and Recreation
- County ReSource Center

Supportive Actions (from Appendix A)

CS 1.4; CS 1.7; CS 2.1; CS 2.4; CS 2.5; CS 2.6; CS 2.9; CS 2.10; CS 1.4; CS 4.3; CS 4.4; CS 4.5

Community Potential



THE GOAL

CENTERING EQUITY

CITY LEADERSHIP

THE STRATEGY

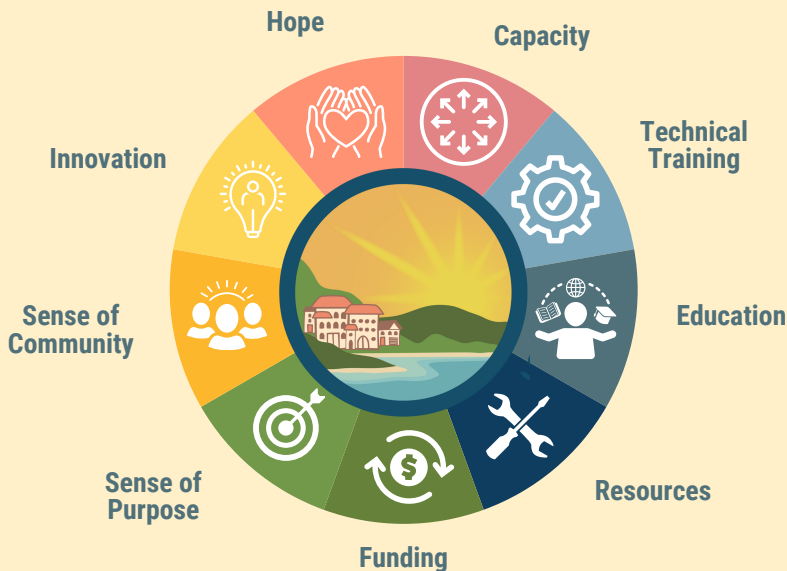
Establish Santa Barbara as a national leader in green technology innovation and economic development.

Develop grant and scholarship programs to encourage local students to get involved in green technology and innovation projects.

The City created a comprehensive Sustainability & Resilience Department which is developing innovative programs, solutions, and strategies around clean energy, green building, watershed management, and waste reduction.

Develop partnerships with local schools and institutions of higher learning to spur climate innovation and workforce development.

The building blocks of community potential



Building community potential refers to building the collective capacity, capabilities, and resources within our community to combat climate change.

It encompasses skills, talents, knowledge, and social capital of community members, as well as physical and economic resources.










The concept emphasizes the idea that communities like ours have inherent strengths and assets that, when leveraged, can contribute to their overall resilience, sustainability, and quality of life.

COMMUNITY POTENTIAL HIGH IMPACT ACTIONS









These actions represent the most critical community climate potential strategies to implement in this plan in order to achieve our goals. Additional supportive actions are found in **Appendix A**.

Measure / Action IMPACT · READINESS · COST







Empower the local green economy through investment in a green technology workforce

CP 1.1	Create a green technology incubator in partnership with UCSB to determine technological advancement research into clean power, built environment advancement, and carbon sequestration.			
CP 1.3 /1.4	Facilitate workforce training by partnering with local academic institutions to offer scholarships for students pursuing climate trades, and develop a clean energy technology certificate program.			
★ CP 1.6	Create a climate innovation competition for local area students where the prize is a scholarship or grant.			

Facilitate Climate Action Planning updates and supportive programming

★ A 1.1	Maintain the Climate Action Plan as a dynamic document. Update based on significant new information, regulation, technology, and best available science to reflect changes at least every five years.			
A 1.2	Explore adding life cycle emissions into the City’s decision-making process as data becomes available.			
★ A 1.3	Develop an equity program to monitor implementation of the Climate Action Plan to avoid potential inequitable impacts or benefits resulting from implementation. Adjust as necessary to avoid identified inequities.			

Increase climate literacy through robust education and outreach programs

A 1.5	Create a climate ambassador program to provide on the ground knowledge sharing of climate programs, initiatives, resources, and best practices.			
★ A 1.6	Create and expand public engagement campaigns to educate the community and promote rebates and resources available to community members to facilitate participation in climate action.			

COMMUNITY POTENTIAL

HIGH IMPACT ACTIONS CONT.

Measure / Action

IMPACT · READINESS · COST

Ensure adequate staff capacity to fully implement actions

BE 5	Increase staff time or create at least one new position for increased building inspections, permitting, and new ordinance procedures from the work outlined in the updated Climate Action Plan. (See Strategies: BE)			
All Sectors	Create at least one grant writer and grant manager position to advance the Climate Action Plan Update/Together to Zero implementation plan through funding opportunities. (See Strategies: BE-1.5, BE-6.6, T-3.2, T-3.6, T-5.3, T-8.5, W-3.2, W-3.6, CS-2.9, CS-3.5, CP-1.2, CP-1.5)			
★ A 2.4	Create an SBCE Program Manager position to design, develop, implement, and manage SB Clean Energy customer programs.			
CS 1	Create at least two positions and purchase a new truck for the Parks and Recreation department to increase the number of trees planted per year for carbon sequestration goals. (See Strategies: CS-1)			
T	Increase staff time or create at least one new position for transportation-related initiatives outlined in the updated Climate Action Plan. (See Strategies T: Transportation)			

COMMUNITY POTENTIAL

Priority Strategy: CP 1.6

Create a climate innovation competition for local area students where the prize is a scholarship or grant.



Co-Benefits

Youth for Climate: Sparking Innovation

Innovation competition will offer local students the opportunity to share their ideas for the Together to Zero Pathway.



Next Steps

- Partner with local schools in development of competition
- Identify funding sources
- Create selection committee
- Implement winning ideas



Centering Equity

Encouraging and supporting proposals for innovative decarbonization pilots allows ALL to participate in Together to Zero, and offers incentives to participate.



What Can You Do?

- Share your ideas for Together to Zero innovation
- Talk to the kids in your life, get them involved!



Partners/Resources

- **Lead: Sustainability & Resilience Department, Energy & Climate Division**
- Santa Barbara City College
- Santa Barbara Unified School District
- University of California, Santa Barbara

COMMUNITY POTENTIAL

Priority Strategy: A TBD

Create and expand public engagement campaigns to educate the community and promote rebates and resources available to community members to facilitate participation in climate action.



Co-Benefits

Knowledge is Power

Robust education and outreach efforts will be necessary in order to make sure the community is equipped to participate in the transition to carbon neutrality. Throughout the process, significant investment in community knowledge and understanding will be vital.



Next Steps

- Create a public-facing dashboard to track progress of CAP implementation
- Ensure sufficient web presence so that the community can access information as needed
- Create social media campaigns to engage the community and drive action



Centering Equity

All outreach efforts should be bilingual so that all community members can be part of the process. Additionally, extra effort should be placed in underserved areas to ensure maximum exposure to communication and outreach.



What Can You Do?

- Follow us on social media!
- Sign up to receive our newsletters
- Participate in community meetings



Partners/Resources

- **Lead: City's Sustainability & Resilience Department, Community Engagement Division**
- Central Coast Climate Justice Network
- Tri-County Regional Energy Network
- Community Environmental Council

COMMUNITY POTENTIAL

Priority Strategy: A 1.3

Develop an equity program to monitor implementation of the plan to avoid potential inequitable impacts or benefits resulting from implementation. Adjust as necessary to avoid identified inequities.



Co-Benefits

Leave No One Behind

Ensure that Together to Zero implementation avoids inequitable impacts and brings the entire community along.



Next Steps

- Conduct targeted outreach assessing benefits and impacts of implementation measures
- Partner with community benefit organizations
- Evaluate and iterate implementation measures based on equity lens



Centering Equity

All outreach efforts should be bilingual so that all community members can be part of the process. Additionally, extra effort should be placed in underserved areas to ensure maximum exposure to communication and outreach.



What Can You Do?

- Talk to your neighbors, make sure they're up to speed
- Attend a public meeting
- Communicate with the City on what is working and what is not.



Partners/Resources

- **Lead: City's Sustainability & Resilience Department, Community Engagement Division**
- Central Coast Climate Justice Network
- Community Environmental Council

COMMUNITY POTENTIAL

Priority Strategy: A 2.4

Create an SBCE Programs Manager position to design, develop, implement, and manage SB Clean Energy customer programs.



Co-Benefits

Accountability to Act

Many of the strategies in this plan rely on innovative and effective customer programs in order to spur change. The City will need to increase its capacity to deliver and manage these programs in order for them to be effective.



Next Steps

- Develop job scope
- Recruit
- Prioritize program areas
- Develop and launch new programs



Centering Equity

It is imperative that our lower income and underserved community members aren't left behind or disproportionately impacted during our transition to carbon neutrality. Thoughtful programs that offer equitable access to resources will help ensure that we are taking care of everyone in our community.



What Can You Do?

- Keep an eye out on [SBCleanEnergy.com](https://www.sbcleanenergy.com) for new customer programs!
- Take advantage of incentives, rebates, and technical assistance to make climate smart changes at your home, business, and for your commute



Partners/Resources

- **Lead: City's Sustainability & Resilience Department, Energy & Climate Division**
- Tri-County Regional Energy Network
- SoCal Regional Energy Network
- Central Coast Community Energy

Moonshots



Achieving carbon neutrality will require bold, unprecedented actions

Moonshot initiatives are exceptionally ambitious and transformative projects or programs that the City could undertake to combat climate change. These initiatives set forth audacious goals that go beyond conventional sustainability measures, focusing on innovative and impactful strategies tailored to our City's unique context. Such initiatives are likely to require significant political will, robust outreach to achieve community support, and advancements in technologies.

The essence of moonshot initiatives, should the City choose to undertake them, is rooted in our City's commitment to spearheading innovative efforts that significantly reduce the community's carbon footprint, enhance resilience to climate impacts, and inspire other municipalities to pursue similarly bold actions. The list below contains moonshot initiatives that the City will explore for potential implementation in order to meet its ambitious climate goals.

Innovative Funding Pathways

Carbon Reduction Fund: Develop a financial mechanism that is dedicated to funding projects and programs that reduce carbon emissions. Funded by placing a price on carbon emissions associated with a certain action. Potential funding sources include (but are not limited to):

Carbon Fuel Tax: Assign pricing to the combustion of fossil fuels, encourages a reduction in single use vehicles

Carbon Fee for Cruise Ships / Airport Users / Tourists: Assign pricing to increase in local resource use due to tourism and tourist activities

Green Bank / Green Bond Program: Establishes a public-private partnership with a mission to facilitate and accelerate investment in local climate projects

Infrastructure Changes

Green Microgrid Communities: integrate renewable energy sources, energy storage systems, and smart grid technologies to create energy independent neighborhoods

Natural Gas System Elimination: Adopt a natural gas end flow date

Carshare or Fixed Route Microtransit: Build on the success of the BCycle program and re-introduce a carshare program, or develop a new fixed route micro transit program, particularly in the downtown corridor

Climate Positive Transportation Corridor: A transportation corridor designed as a model for climate-smart transit, incorporating things like electric buses, pedestrian & bike-friendly infrastructure, and smart traffic management systems

Carbon Sequestration Strategies

Local Carbon Offset Market: Facilitates buying and selling of carbon offsets generated by locally situated and validated projects

Urban Carbon Farming Network: A collaborative framework established to coordinate carbon farming activities such as community gardens, green roofs/walls, tree planting programs, etc.

Carbon Farming Innovation Hub: A hub established to research and implement cutting-edge carbon farming techniques

Community Engagement

Interactive Outdoor Climate Learning Lab: Interactive living laboratory that will serve as an educational resource, using nature-based approaches and immersive experiences to educate the community about the City's various climate initiatives and opportunities

Mobility For All Wallet: Provide a monthly mobility stipend to income-qualified users and a digital platform that allows participants to plan, book, and pay for multiple modes of travel in a single application

Green Technology Certificate/Training Program: Work with higher education and professional associations to develop a workforce training program for climate-friendly technologies and offer job placement services



TOGETHER **TO ZERO**

Next Steps

INTO THE FUTURE

Resource Needs

The new Climate Action Plan requires an all hands on deck approach to meet our ambitious goal of carbon neutrality by 2035. In order to undertake the actions identified in this plan we will need to increase staff capacity. Below is a staffing plan that begins to address the initial capacity needs to implement the plan.

Great care was taken to ensure that proposed positions would provide community benefit and value beyond the plan, leveraging these new bodies to continue to adapt to the climate action landscape as it evolves.

Proposed Increase in Staffing Plan

Below is a table of additional staffing needs required to implement the Climate Action Plan.

Position	Timing	Cost	Funding Source	Description/Strategy Area
SBCE Programs Manager	FY25	\$200k	SBCE	Responsible for the strategic planning, development, and implementation of building and vehicle electrification programs.
Grant Writer	FY25	\$160k	SBCE (or shared in SR?)	Responsible for tracking and applying for grants, and to provide administrative oversight of awards.
Building and Vehicle Electrification Specialist	FY27	\$160k	SBCE	Support the Energy and Climate Manager and the SBCE Programs Manager in implementing decarbonization projects and programs.
Tree Care Specialist and/or Tree Trimmer II (Two positions in Parks and Recreation)	FY28	\$300k	Grants?	Plant and maintain 4,500 new trees in the urban forest.

Next Steps



The fight against climate change is not a once-fought battle; it is an iterative process of innovation, adaptation, and collective resilience. Each step forward propels us closer to a sustainable, carbon-neutral future.

Achieving carbon neutrality will require state and federal legislation, funding, advancements in technology, and continued community education and empowerment.

Because of this, the Climate Action Plan must be a dynamic, living document, assessed and adapted regularly to address changes in the landscape.

The City commits to reviewing the plan annually and adapting the priorities and timeline to current developments and best practices. Additionally, we commit to taking inventory of our local greenhouse gas emissions at least every five years and incorporating the results into renewed commitments and strategies.

Santa Barbara's Climate Action Cycle

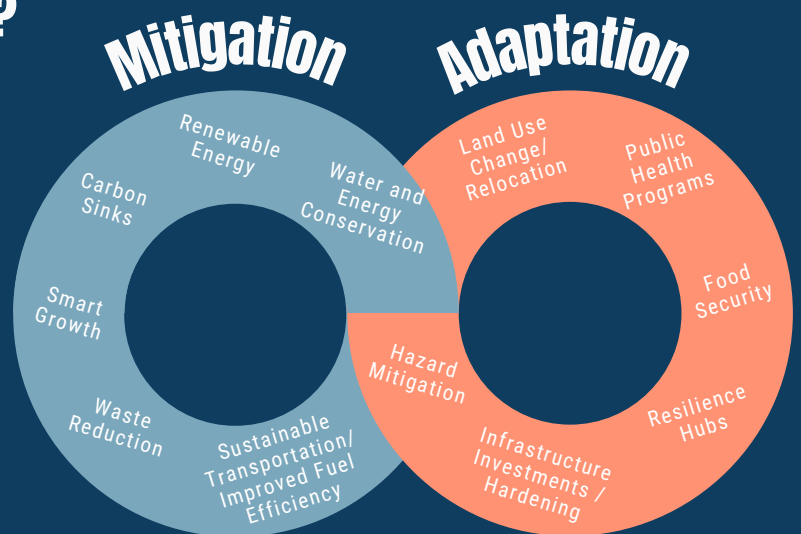


What About Climate Adaptation?

Some impacts of climate change are inevitable and have already begun to affect our community. Though this Climate Action Plan addresses proactive ways to reduce those climate impacts, the City is also building resilience within the community to address the impacts we won't be able to avoid.

The City has many ongoing initiatives such as the planning work done by its Resilience Program, including sea-level rise adaptation, flood and storm water management, and resources to protect the community in times of extreme heat and drought.

Additional climate adaptation planning will continue to take place under the City's Resilience Program.



ACKNOWLEDGEMENTS

In every measure and commitment outlined in this plan, we see the potential for transformative impact. This plan is not merely a document; it is a living testament to our dedication, innovation, and shared vision for a healthier planet.

As we step into implementation, we carry the torch of inspiration, recognizing that each action, no matter how small, contributes to a larger narrative of positive change. The journey is dynamic, and it is fueled by the passion and commitment of this community and of each individual involved.

Below are listed the contributors of a story that speaks of hope, responsibility, and the enduring power of collective action. As we move forward, let the inspiration we've cultivated within this plan propel us to new heights and amplify our impact.

Thank you for your unwavering dedication, and let this City's shared commitment to climate action continue to be a source of inspiration for us all.

Thank you!

Thank you to our Mayor and Councilmembers for their unwavering leadership!

Mayor Randy Rowse

Councilmember Eric Friedman*

Councilmember Alejandra Gutierrez

Councilmember Oscar Gutierrez

Councilmember Meagan Harmon*

Councilmember Mike Jordan

Councilmember Kristen Sneddon*

**Indicates members of the Sustainability Council Committee. The Committee vetted and reviewed the development of this plan.*

This document was written by the

City's Sustainability & Resilience

Department, Energy & Climate Division

Jefferson Litten

Joslyn Fritz

Sam Furtner

Melissa Hetrick

Kristian Hoffland

Rachel Pelc

City Staff Advisory Team

Brian Adair

Alec Ayala

Jose Barajas

Cameron Benson

Sarah Clark

Tina Dye

Rosie Dyste

Dan Gullett

Jessica Grant

Sam Harmon

Dan Hentschke

Jazmin LeBlanc

Sara Iza

Diego Martin

Julia Pujo

Daniela Rosales

Mike Wiltshire

Madeline Wood

Partners

Rincon Consultants

SB Metro Transit District

Community Environmental Council

**NEVER UNDERESTIMATE THE POWER OF A SMALL
GROUP OF PEOPLE TO CHANGE THE WORLD
IN FACT, IT IS THE ONLY THING THAT EVER HAS.**

- MARGARET MEAD