

Sources: 1. City of SB, Q1 Encampment Reports Data, 2. City Net Census (September 2020), 3. City Net Q1 Street Exits data

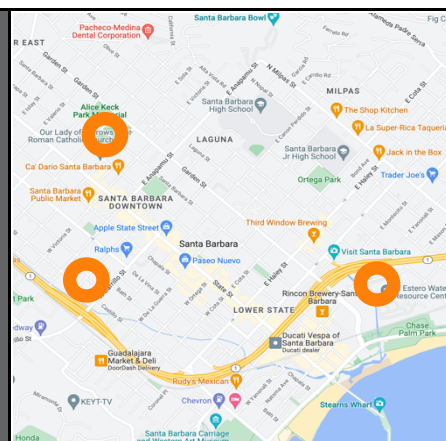
**ACT**  
On Homelessness  
**Neighborhood**  
**Navigation Center**  
Jan - Mar 2022  
Progress Report

**Sites**

Alameda Park (1400 Santa Barbara St)  
Carrillo Castillo Commuter Lot (Intersection  
of Carrillo & Castillo)  
SB Rescue Mission (525 E Yanonali St)




**Partners**

SB ACT  
Adam's Angels  
CARE 4 Paws  
Christ Presbyterian Church  
City Net  
County Dept. of  
Behavioral WellNess  
Doctors Without Walls  
Laguna Blanca School  
Montecito Covenant  
Church  
Ocean Hills Covenant  
Church  
Reality SB  
SB Rescue Mission  
SB Response Network  
Showers of Blessing  
Trinity Episcopal Church  
Trinity Evangelical  
Lutheran Church  
United Way Home For  
Good  
Westmont College  
Willbridge  
YMCA Youth & Family  
Services



**Data from All 3 NNC Sites**

**Services Provided**  
**Quarterly Totals**

	<b>Meals Shared</b>	<b>2515</b>
	<b>Medical Encounters</b>	<b>231</b>
	<b>Showers Facilitated</b>	<b>1701</b>






**Volunteers/Personnel Engaged**  
**Weekly Median**

<b>Meal-Sharing</b>	<b>2</b>
<b>Case Management</b>	<b>3</b>
<b>Medical/Healthcare</b>	<b>7</b>
<b>Showers</b>	<b>2</b>
<b>Animal Care</b>	<b>4</b>
<b>Compassionate Care</b>	<b>2</b>
<b>Clothing Share</b>	<b>6</b>
<b>Other</b>	<b>3</b>



**Individuals Served**  
**Quarterly Totals**

	<b>Individuals Served*</b>	<b>1816</b>
	<b>Case Management Clients Served*</b>	<b>39</b>
	<b>Animals Served*</b>	<b>190</b>

\* may include duplicates



## Working Groups

### 1. Housing Retention

2. Homelessness Prevention
3. Housing & Shelter
4. Lived Experience

## Common Agenda Goal #1

Strengthen the capacity of organizations that provide permanent housing placement services to increase the rate of housing retention by 5%

**NOTE: Quantitative Common Agenda goal progress reported in Annual Report**

Strategy	Activities - Q4 2021	Activities - Q1 2022
<b>Coordinate with HACSB to analyze data regarding evictions and identify best practices</b>	Hosted conversation about <b>anecdotal retention support</b> offered through HACSB properties	
<b>Increase engagement and communication for current supportive service partners</b>	Hosted joint City-County Housing retention meeting, <b>interviewed key PSH partners</b> about retention supports in place	Hosted meeting for housing retention partners to discuss <b>staffing needs and hiring challenges</b>
<b>Create a "Good Neighbor Handbook" that will be utilized to support residents being placed into permanent housing</b>	<b>Distributed Good Neighbor Handbook to Good Samaritan Shelter</b> for utilization in their Permanent Supportive Housing program.	
<b>Identify financial resources and key partner agencies to plan, advocate for, and build capacity for bridge or transitional housing</b>		Hosted learning conversation with Good Samaritan Shelter regarding <b>Permanent Supportive Housing &amp; Substance Use Treatment programming</b>

## Working Groups

1. Housing Retention
- 2. Homelessness Prevention**
3. Housing & Shelter
4. Lived Experience

### Common Agenda Goal #2

Create a culture of diversion and prevention among collaborative partners to reduce the percentage of individuals, youth and families entering homelessness from a housed situation by 10%

**NOTE: Quantitative Common Agenda goal progress reported in Annual Report**

Strategy	Activities - Q4 2021	Activities - Q1 2022
Identify the agencies currently practicing diversion and identify how best to capture and share quantitative and qualitative data		
Facilitate regular trainings and workshops for traditional and non-traditional homeless care and shelter providers that can prioritize diversion or rapid resolution	<p><b>Marketing of Santa Barbara County Emergency Rental &amp; Utility Assistance Grant Program to Residents;</b> Receiving Regular Updates from County of Santa Barbara and United Way of Santa Barbara County Regarding Grant Program Applications, Recipients, and Program Outputs.</p> <p>Hosted Legal aid Foundation presentation <b>How to Prepare for the End of California's COVID Eviction Moratorium.</b> Beginning discussions with providers and stakeholders around the need to have one main access point for individuals at risk of newly becoming homeless.</p>	
Advocate for an increase in the availability of flexible, financial resources		<p>Hosted neighborhood forum and <b>launch of the Eastside Neighborhood Navigation Center.</b> Identified partners, PATH and Citynet to increase CES access and integration within NNC.</p> <p><b>Creation of Homelessness Prevention Flexible Spending Fund for NNCs</b> to support the community without restrictions or limitations tied to government funding.</p>

## Working Groups

1. Housing Retention
2. Homelessness Prevention
- 3. Housing & Shelter**
4. Lived Experience

### Common Agenda Goal #3

Increase the number of affordable housing units in the City of Santa Barbara by 20%

**NOTE: Quantitative Common Agenda goal progress reported in Annual Report**

Strategy	Activities - Q4 2021	Activities - Q1 2022
<b>Help to identify vacant and under-utilized lots in each district within the City of Santa Barbara</b>	Visited <b>St. Mary's Seminary site</b> with City partners to explore possibility of housing for individuals with behavioral health needs	
<b>Increase engagement of collaborative partners in advocating for affordable housing solutions</b>	Hosted presentations regarding: - <b>Emergency Housing Vouchers</b> - <b>HACSB Renter Survey with UCSB Economic Project Forecast</b>	Met with County of SB Housing and Community Development to gather feedback and edits for <b>Provider Response Directory</b> , to be utilized by providers in identifying pathways to address mental health crisis situations
<b>Encourage strategic use of ADUs and shared housing opportunities</b>		

## Working Groups

1. Housing Retention
2. Homelessness Prevention
- 3. Housing & Shelter**
4. Lived Experience

### Common Agenda Goal #4

Strengthen the coordination and availability of outreach and case management services for individuals, youth, and families experiencing homelessness by 25%

**NOTE: Quantitative Common Agenda goal progress reported in Annual Report**

Strategy	Activities - Q4 2021	Activities - Q1 2022
<b>Strengthen coordination through Regional Action Plans</b>		<p>Encouraged and recruited participation in <b>2022 Point In Time Count</b></p> <p><b>Shifted to new Regional Action Plans</b> schedule to allow for monthly site visits and neighborhood walks while continuing regular meetings for sites with highest need (e.g., bi-weekly Eastside meetings and combination of Waterfront and State St regions)</p>
<b>Advocate for resources to be allocated and sustained in support of specialized outreach teams</b>	<p>Hosted presentation regarding: - <b>South County Sobering Center</b></p>	<p>Hosted <b>initial Point In Time Count 2022 data presentation</b>; discussed changing needs for unsheltered, vehicular populations</p> <p>Hosted presentations regarding: - <b>SB County Department of Behavioral Wellness AOT/ACT Homeless Services</b> - <b>City Net Community Care Response Team Model (Anaheim)</b></p>
<b>Formalize approach to Neighborhood Navigation Center(s) to support individuals experiencing homelessness and the prioritization of diversion or rapid resolution practices</b>	<p>Identified <b>SB Rescue Mission</b> as site for <b>3rd Neighborhood Navigation Center</b>, began initial partner meetings and site visits to explore NNC functioning</p>	<p>Opened <b>3rd Neighborhood Navigation Center (NNC) site</b> at SB Rescue Mission on March 31; providers include City Net, Doctors Without Walls, PATH SB, Project HEAL SB, SB County Department of Behavioral Wellness, SB Public Library, SB Response Network</p>

## Working Groups

1. Housing Retention
2. Homelessness Prevention
3. Housing & Shelter
- 4. Lived Experience**

**The Lived Experience Working Group serves to address all 4 Common Agenda Goals**

**NOTE: Quantitative Common Agenda goal progress reported in Annual Report**

Strategy	Activities - Q4 2021	Activities - Q1 2022
<b>To engage those who have lived or are living the experience of homelessness in our leadership structure and every part of our decision making as well as in creating and implementing strategies to achieve goals</b>	<b>Hosted a city beautification project</b> in State Street region led by Lived Experience Working Group	Offered presentation from Lived Experience Working Group members at NNC Neighborhood Forum

## Contact Info

Jeff Shaffer, Director of Initiatives  
[jeff@sbact.org](mailto:jeff@sbact.org)  
805-259-4692 x102

Rich Sander, Executive Director  
[rich@sbact.org](mailto:rich@sbact.org)  
805-259-4692 x101

## Meeting Times

### Working Groups

Homelessness Prevention

1st Monday 11am

Housing & Shelter

2nd Monday 1pm

Housing Retention

4th Monday 11am

Lived Experience

2nd Thursday 5:30pm

### Regional Action Plans

RAP All-Call Meeting

3rd Wednesday 3pm

State Street / Waterfront Region

1st Wednesday 3pm

Eastside Region

2nd & 4th Friday 10am

Upper State Street Region

Monthly site visits